

B. D. & D. A. VANDERVEER & T. DENISE.
 Potato Separator.
 No. 108,655. Patented Oct. 25, 1870.

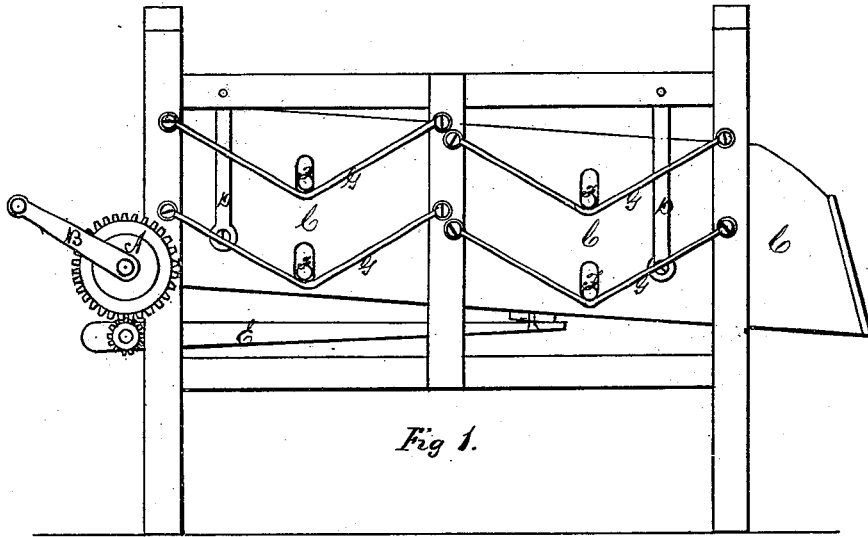


Fig 1.

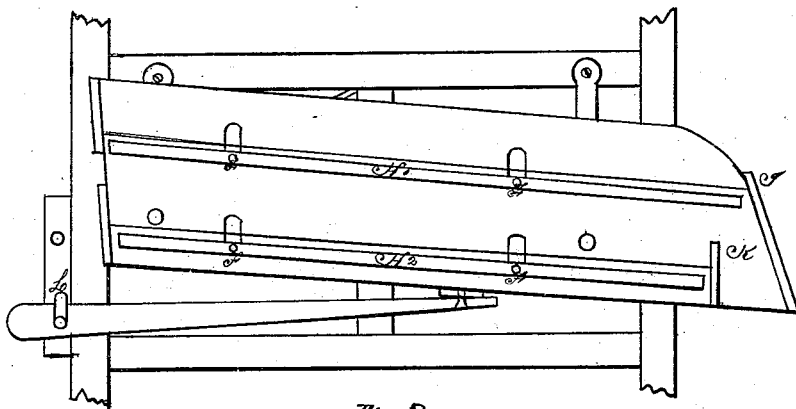


Fig 2.

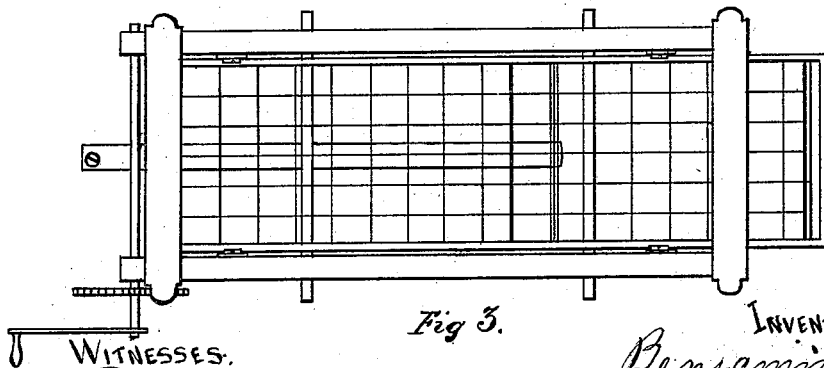


Fig 3.

WITNESSES.

John M. Kafe
L. B. Landon

INVENTOR.

Benjamin S. Vanderveer
Daniel A. Vanderveer
Denis Denise
per Henry W. Taylor
att'y.

United States Patent Office.

BENJAMIN D. VANDERVEER, DAVID A. VANDERVEER, AND TUNIS DENISE,
OF FREEHOLD, NEW JERSEY.

Letters Patent No. 108,655, dated October 25, 1870.

IMPROVEMENT IN MACHINES FOR ASSORTING POTATOES.

The Schedule referred to in these Letters Patent and making part of the same.

To all whom it may concern:

Be it known that we, BENJAMIN D. VANDERVEER, DAVID A. VANDERVEER, and TUNIS DENISE, of Freehold, in the county of Monmouth and State of New Jersey, have invented a new and useful Improvement in Machines for Assorting Potatoes; and we do hereby declare that the following is a full and exact description of the same, reference being had to the accompanying drawing which forms a part of these specifications, and to the letters of reference marked thereon.

Our invention consists of a machine having riddles or sieves of a double motion, which separates the potatoes into different sizes and deposits them in receptacles or places for each assortment.

Figure 1 represents a front elevation.

Figure 2 is a longitudinal bi-section.

Figure 3 is a plan showing the riddles or sieves.

Similar letters of reference, where they occur, denote like parts in the drawing.

The machine is put in motion by the turning of the wheel A by means of the crank B.

The box C C C is pendent from the bars D D, and derives its swinging and horizontal motion from the bar, E, which is connected with the crank L, shown in fig. 2.

The box C C C contains two or more double riddles or sieves, as shown in fig. 2, designated H¹ and H², which move horizontally with the box C C C, and derive their upward and downward motion from the action of the rods F F F F, on the rails G G G G, constructed in a V-shaped manner.

The riddle H¹ allows potatoes small enough to pass through its meshes to drop through, throwing the large ones off over the end I, the smaller ones falling through on riddle H², throwing off those which do not drop through its meshes at K, the smallest ones dropping through the meshes of the same and falling through the bottom of the machine.

By this arrangement potatoes, apples, and other articles required to be assorted can be separated into several different sizes, and with less labor than by any other machine now in use.

Having thus fully described our invention,

What we claim as new, and desire to secure by Letters Patent, is—

The box C C C, provided with the double sieves H¹ and H², operated by means of the rods F F F F, working upon the V-shaped rails G G G G and the bar E, when arranged, constructed and combined substantially as herein shown and represented for the purposes set forth.

In testimony whereof, we have signed our names to this specification in the presence of two subscribing witnesses.

BENJAMIN D. VANDERVEER.
DAVID A. VANDERVEER.
TUNIS DENISE.

Witnesses:

SAMUEL CONOVER,
E. B. WAINRIGHT.