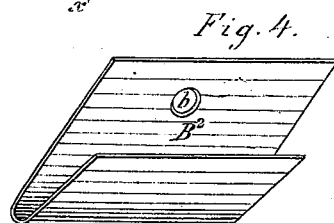
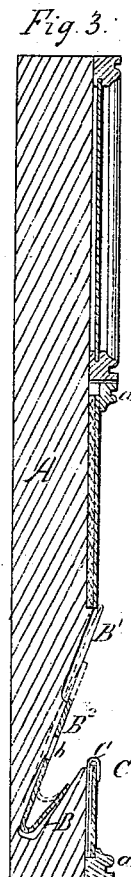
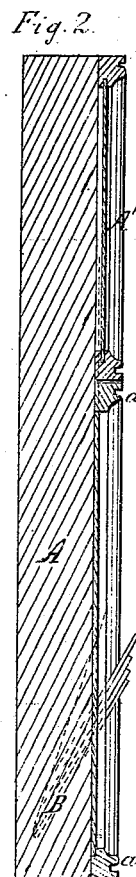
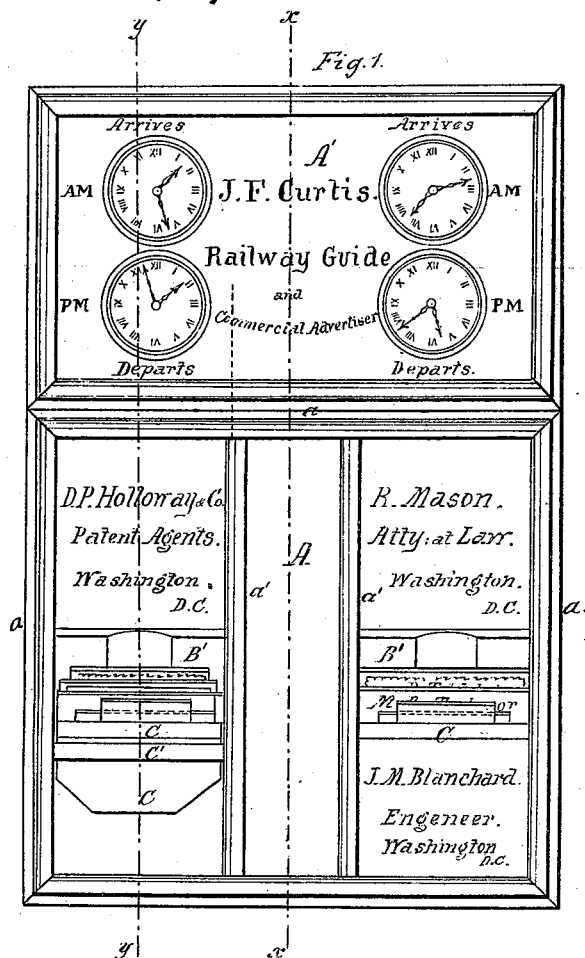


J. F. Curtis.
Advertising Card.
N^o 108,887. Patented Nov. 1, 1870.



Attest
C. F. Clausen
A. Ruppert.

Inventor
J. F. Curtis
per
D. P. Holloway & Co
Attys

United States Patent Office.

JOHN F. CURTIS, OF CHICAGO, ILLINOIS.

Letters Patent No. 108,887, dated November 1, 1870.

IMPROVEMENT IN CARD-RACKS.

The Schedule referred to in these Letters Patent and making part of the same.

To all whom it may concern:

Be it known that I, JOHN F. CURTIS, of Chicago, in the county of Cook and State of Illinois, have invented certain Improvements in Advertising-Cases; and I do hereby declare that the following is a full, clear, and exact description thereof, reference being had to the annexed drawings making part of this specification, in which—

Figure 1 is a front elevation of my improved advertising-case.

Figure 2 is a vertical section on line *x x* of fig. 1.

Figure 3 is a vertical section on line *y y* of fig. 1.

Figure 4 is a perspective view of the adjustable lining of the pockets.

The same letters are used in all the figures to indicate identical parts.

This invention relates to advertising-cases; and

My improvements consist in providing, under each compartment containing an advertisement, a pocket for the reception of cards and circulars of the advertising firm, and combining with such pockets an adjustable lining, for the purpose of adjusting the depth of such pockets to cards of different sizes; and, secondly, in means for holding the panes of glass covering the advertisements in place, all as will be more fully set forth in the following description and claims.

In the annexed drawings—

A represents the back or body of the case, consisting of a board or frame-work of wood or other suitable material, and made, preferably, in the rectangular form shown.

The upper portion of the face of this board is provided with any required number of dials, with movable hands, to be used for indicating the arrival and departure of trains, and is covered by a hinged window, A'.

Below the railway-guide the board is provided with molding-strips around its edges, and its face is laid off vertically, by strips *a a*, into rectangular spaces, alternately wide and narrow ones, the latter being intended for the insertion of railroad-cards showing stations, distances, &c.

The wide spaces are again divided horizontally into compartments of suitable size for the reception of advertisements, by the intermediate pockets B, which are constructed by cutting a recess obliquely into the back A.

In the rear side of this recess, which is made slanting downward, a thin, narrow strip or board, B', is secured, flush with such side, but projecting with its upper edge sufficiently far above the surface of the advertis-

ing compartment above it to afford support to and hold the pane of glass, which is to cover the advertisement when inserted.

These pockets are made of such a depth that business-cards of ordinary large size, when inserted therein, will stick out a little, to bring them to the notice of passers-by and facilitate their withdrawal.

In order, however, to make smaller cards to thus project, I provide each pocket with an adjustable lining, B², which is simply a piece of sheet metal, bent in the form shown in fig. 4, of the length of the pockets, and perforated at *b*, for the insertion of a hook, by which to raise it. The mouth of this lining is slightly wider than the pockets, so that, when inserted therein, it will be held at any point by bracing against the sides.

The panes of glass covering the uppermost tier of advertisements are slipped in through slots in the horizontal molding under the railroad-guide, and held in place by such molding and the slanting projecting edge of the board B¹.

In every other advertisement compartment the pane of glass is held at its lower edge by the projecting edge of the boards B¹, (except in the lowest tier, where it is held in a groove in the molding below it,) and it is secured at its upper edge by a metallic clasp, C.

The straight side of this clasp is slipped under a strip of metal, C', secured across the back of the compartment near its upper edge far enough to hook with its curved portion over the upper edge of the pane of glass.

This arrangement affords a convenient means for removing advertisements and inserting others without disarranging any other compartments than those in which the changes are to be made.

What I claim as my invention, and desire to secure by Letters Patent, is—

1. In combination with the pockets B, the adjustable lining B², substantially as and for the purpose set forth.

2. The removable clasp C, held in place by the strip C', and hooking over the upper edge of the pane of glass to secure the latter, substantially as set forth.

In testimony whereof, I have signed my name to this specification in the presence of two subscribing witnesses.

JOHN F. CURTIS.

Witnesses:

EDGAR BALDWIN,
JOHN S. KELLEY.