

J. McKenzie,

Wood Pavement.

No. 109,139

Patented Nov. 8, 1870.

Fig. 1.

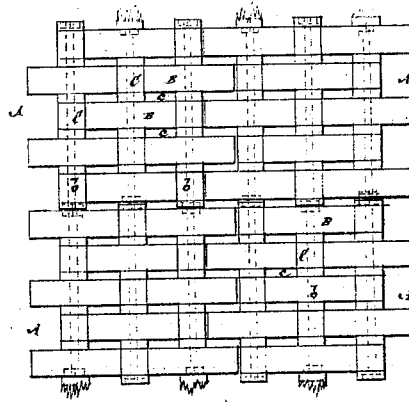


Fig. 2.

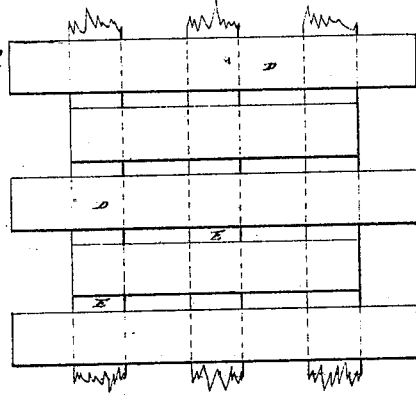


Fig. 3.

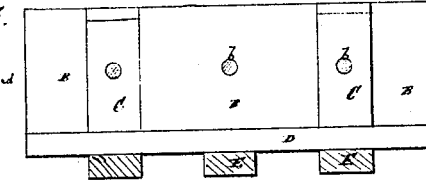
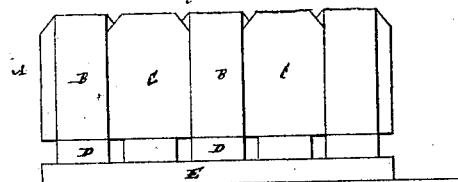


Fig. 4.



Witnesses:
Thos. J. Payne
R. H. Rabeau

J. McKenzie

United States Patent Office.

DUNCAN MCKENZIE, OF BROOKLYN, NEW YORK.

Letters Patent No. 109,139, dated November 8, 1870.

IMPROVEMENT IN WOOD PAVEMENTS.

The Schedule referred to in these Letters Patent and making part of the same.

To all whom it may concern:

Be it known that I, DUNCAN MCKENZIE, of Brooklyn, in the county of Kings and State of New York, have invented a new and useful Improvement in Pavements, of which the following is a full, clear, and exact description, reference being had to the accompanying drawing forming part of this specification, and in which—

Figure 1 represents a plan of four block sections in their places to form a pavement, but prior to being secured to their foundation, which is of sectional construction, each block section being composed of a series of longitudinal and transverse blocks, tied together by cross-bolts;

Figure 2 is a plan, on an enlarged scale, of the sectional foundation and substructure, detached from the blocks;

Figure 3, a sectional elevation, on a larger scale than in fig. 1, and taken between the blocks, of a block section with its substructure; and

Figure 4, an elevation of a block section.

Similar letters of reference indicate corresponding parts.

This invention relates to a street-pavement, preferably made mainly or wholly of wood, and comprising, as in a previous application for Letters Patent made by me, a series of longitudinal and transversely-disposed blocks, leaving spaces between the longitudinal blocks for the insertion of cement; but in the present arrangement said combined blocks are grouped in any desired number to form separate block sections, and united by cross-tie bolts, also each block section made to carry a sectional foundation. This constitutes both a strong and durable pavement, offering enlarged facilities for laying down or taking up and securing a good foothold for horses, together with a saving of material in the laying of the foundation and better preservation of the blocks.

Referring to the accompanying drawing—

A A A A represent a series of separate and independent block sections, of any suitable size conven-

ient to handle in laying down or taking up a street-pavement.

Each of these sections is composed of longitudinal or main blocks B B and transverse blocks C C, the latter being set up in the regular courses or rows of the main blocks, and preferably in alternate succession in adjoining rows, and being united by tie-bolts b b, to form a block section.

The blocks C C, which are wider than the blocks B B, to establish intermediate spaces c c between the rows for cement or suitable filling, may be made either thick or thin, as desired, and either of the same or less height than the main blocks B B, but when of the same height their upper corners are preferably beveled, as shown in fig. 4.

Each of these block sections A is made to carry, or has secured to it, its own foundation, which is of sectional construction, being made up of independent planks or strips D D, arranged in line of the main blocks B B, and to which the several blocks are nailed or otherwise secured, and these foundation planks made to rest on and secured to sleepers E E, situated at any suitable distances apart, the road being graded up to the tops of the sleepers.

This sectional construction of the foundation, in combination with the blocks grouped and united to form a block-section, as described, constitutes the important feature of this invention.

What is here claimed, and desired to be secured by Letters Patent, is—

The combination and arrangement of the sectional foundation planks or strips D D, resting on sleepers E E, with the main blocks B B and transverse blocks C C bolted together to form independent sectional blocks, and arranged in relation to each other to form spaces c c between the main blocks, substantially as specified.

DUNCAN MCKENZIE.

Witnesses:

FRED. HAYNES,
FERD. TUSCH.