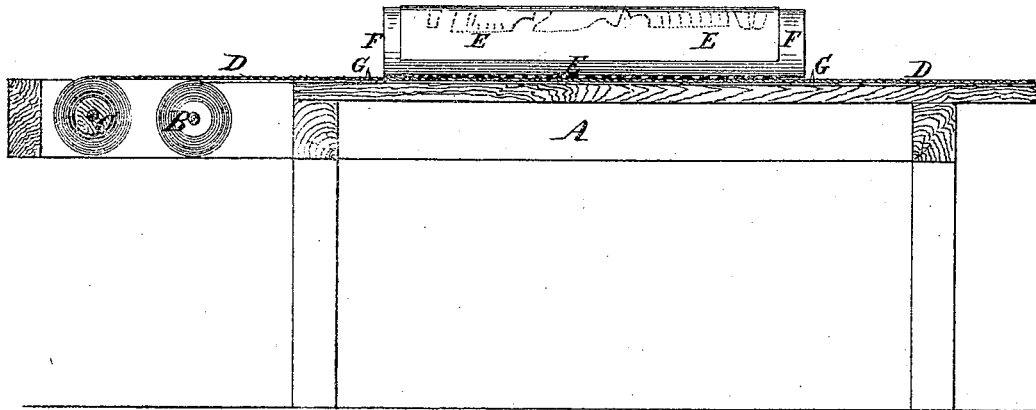


A. THOMAS.  
APPARATUS FOR MARKING CLOTH.

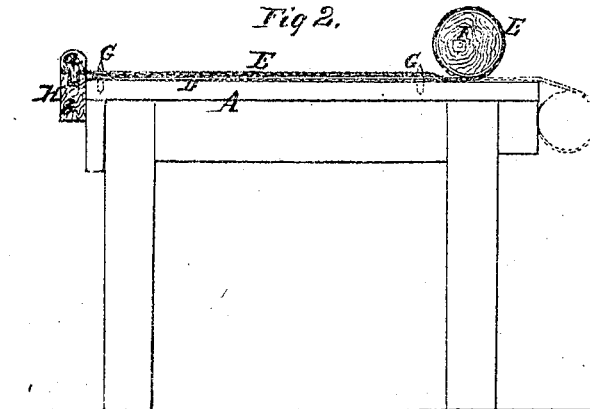
No. 109,686.

Patented Nov. 29, 1870.

*Fig 1.*



*Fig 2.*



Witnesses.

*Henry J. Tinsley*  
*R. Boeklen*

Inventor.

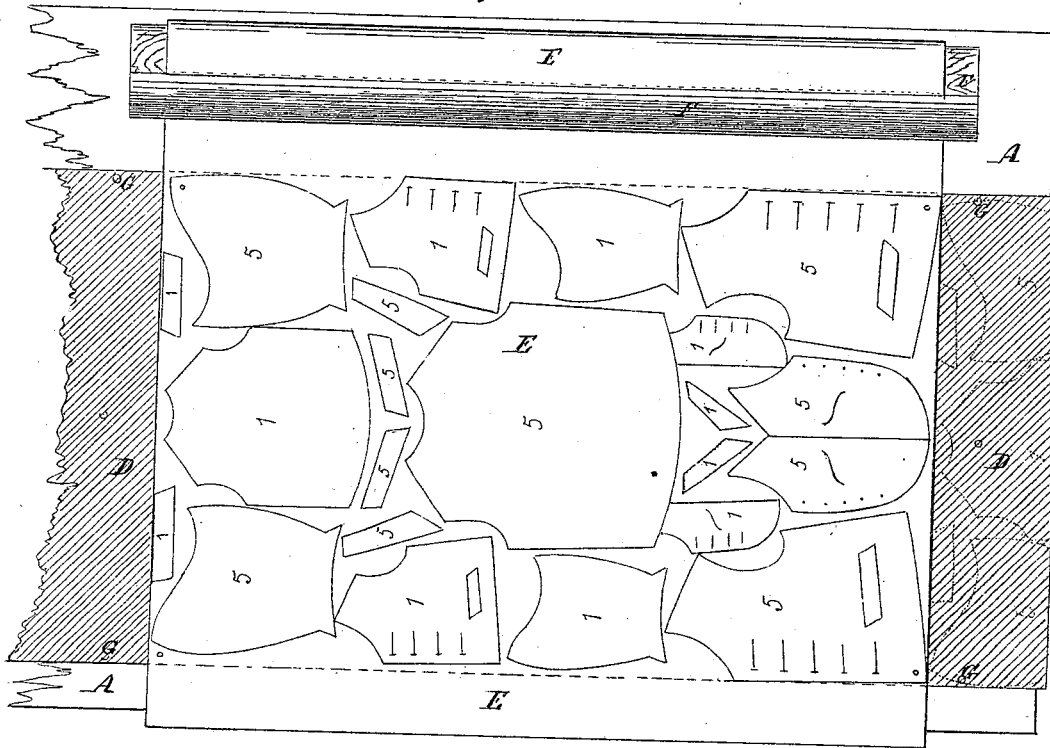
*Alfred Thomas*

A. THOMAS.  
APPARATUS FOR MARKING CLOTH.

No. 109,686.

Patented Nov. 29, 1870.

*Fig. 3.*



Witnesses.

*Henry Forstwick*  
*R. Bockler*

Inventor.

*Alfred Thomas*

# United States Patent Office.

ALFRED THOMAS, OF HOBOKEN, NEW JERSEY.

Letters Patent No. 109,686, dated November 29, 1870.

## IMPROVEMENT IN APPARATUS FOR MARKING CLOTH.

The Schedule referred to in these Letters Patent and making part of the same.

I, ALFRED THOMAS, of the city of Hoboken, in the county of Hudson and State of New Jersey, have invented new and useful Improvements in Apparatus for Marking Cloth or other Material, for cutting the same in manufacturing garments, of which the following is a specification.

My invention consists in having a marking-table, which has rollers working and supported on one of its ends, upon which the cloth to be marked is stocked or wound, and has also upon its surface pins projecting upward, on which the cloth, in placing it over the table, is hooked, and held while marked, and in having, in combination with said table, a clamp, secured to its side, for securing and permanently holding the pattern-sheet, from which the cloth is marked, on one of its ends, while its opposite end is attached to a roller; so that, by these means the cloth to be marked is ready placed and secured upon the table to lay in a natural state, without requiring it to be forcibly stretched, and that by means of the said roller and clamp the pattern-sheet is with facility and in a rapid manner, properly laid upon the cloth, and sufficiently secured and held to the cloth while the marking is done, and by these means an apparatus for marking is obtained, which is of small expense and great utility.

In the drawing—

Figure 1 represents a longitudinal section of my apparatus.

Figure 2, a cross-section of the same.

Figure 3, a top view of a portion of the same on a somewhat larger scale than in the other views, and showing the pattern-sheet spread across the cloth.

A represents the marking-table, which has the usual legs to support it properly, and its left end is extended to support and give bearings to the rollers B and C, as shown.

Upon the roller C is wound or stocked the cloth to be marked, and upon the roller B the cloth which is laid under the former, and drawn and cut out with it.

On the side of the table opposite to the operator, I have a clamp, H, consisting of the two bars *a* and *b*, of which the part *b* is grooved, and is secured to the side of the table, and the part *a* of the same has a tongue to meet the groove of the part *b*, so that the pattern-sheet E can be secured in the junction of said bars by pressing the bars together and clamping the said sheet between.

Now, in order to lay this pattern-sheet upon the cloth in a ready manner, and to lay it smoothly upon the same, I employ a roller, F, and secure the end of said sheet on its periphery, while its other or opposite end has been secured in the clamp H, as stated.

By passing the roller from or toward the said clamp the said pattern-sheet is wound or unwound from the roller F.

In order to ready secure the cloth upon the table when required to be marked, I employ small pins, G G, in the face of the table, as shown.

The pattern-sheet E is sufficiently large, and contains all required patterns, or drawings, and marks, in stenciled lines, to mark at once a whole suit of garments, as shown.

By means of application of the above-described apparatus the marking is done very accurately and rapidly, and it will be evident that such apparatus can be obtained for small expense.

What I claim, and desire to secure by Letters Patent, is—

1. The combination of the table A, with the pins G G, the rollers C and B, the clamp H, the pattern-sheet E, and roller F, when operated substantially as and for the purpose set forth.

2. The roller F, when combined with the pattern-sheet E, and operated upon the material, substantially as and for the purpose herein described.

Witnesses:

ALFRED THOMAS.

R. BOECKEN,

HENRY TORSTRICK.