

A. ZANTZINGER.
HAND STAMP.

No. 109,792.

Patented Nov. 29, 1870.

Fig. 1

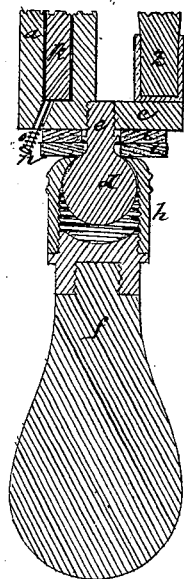
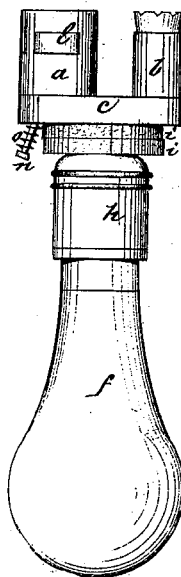


Fig. 2

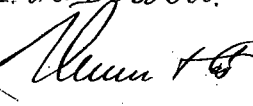


Aug. Zantzinger.

Assignor to.

W. P. McDowell.

Witnesses
H. J. Tetz
Thos. L. D. Curran

by 
his Attorneys

United States Patent Office.

AUGUSTUS ZANTZINGER, OF LOUISVILLE, KENTUCKY. **

Letters Patent No. 109,792, dated November 29, 1870.

IMPROVEMENT IN HAND-STAMPS.

The Schedule referred to in these Letters Patent and making part of the same.

To all whom it may concern:

Be it known that I, AUGUSTUS ZANTZINGER, of Louisville, in the county of Jefferson and State of Kentucky, have invented a new and improved Stamp and Canceler; and I do hereby declare the following to be a full, clear, and exact description of the same, reference being had to the accompanying drawing making a part of this specification, in which—

Figure 1 is a sectional, and

Figure 2 a side elevation.

The object had in view in making this invention was the production of an instrument that shall make a clear and full impression at every stroke, in whatever position the stamp may be held.

The invention relates to that class of stamps in which a ball-and-socket joint is used between the die and handle; and

It consists of an arrangement of parts, in which the ball does not come in contact with the striking part of the socket however violently the die may be struck on the object to be stamped, by which arrangement any injury that might arise from the concussion between the ball and socket is avoided.

In the drawing—

a is the stamp.

b, the canceler.

c, the bar that connects the two.

d, the globular head.

e, the neck of the same, which is screwed into the bar *c*.

f, the handle.

h, a metallic socket that is screwed upon the lower end of the handle, and within which the globular head *d* is inclosed, forming a ball-and-socket joint, which admits of the stamp finally transmitting an impression flatly upon the paper no matter at what angle to the

paper the stamp may have stood at the moment of first contact.

i are rubber washers surrounding the neck *l*, and placed between the bar *c* and socket *h*, the function of the washers being to prevent excessive strains being brought by the handle upon the socket, and by the socket upon the head *d* and bar *c*, and also to keep the head in place.

In fig. 1, *k* is the movable type.

l, fig. 2, is the screw which holds the type in the stamp *a*.

n is a rod passing through the bar *c*, and bearing at its lower end upon the type *k*.

o is a spring, by which the rod *n* is pressed against the type for the purpose of assisting in the removal of the same, which assistance becomes especially necessary when the type is gummed with ink and therefore sticks fast in the holder, as is often the case, requiring, if there be no spring, to be dug out with a knife, to the great injury of the holder and type, all which is avoided by the use of my improvement.

The stamp, canceler, and handle herein described are old devices. The globular head, socket, and washers, I suppose to be new.

These parts may easily be added to the stamps now in use by any competent worker in metals.

Having thus described my invention,

What I claim as new, and desire to secure by Letters Patent, is—

In the combination of the bar *c*, ball *d*, socket *h*, and handle *f*, the elastic washers *i*, as and for the purpose specified.

AUGUSTUS ZANTZINGER.

Witnesses:

J. H. WRIGHT,

W. A. MERIWETHER.

**
Assigned to William P. McDowell of same place.