

B. Day,

Sectional Image.

No. 110213.

Patented Dec. 20. 1870.

Figure A.



Figure B.

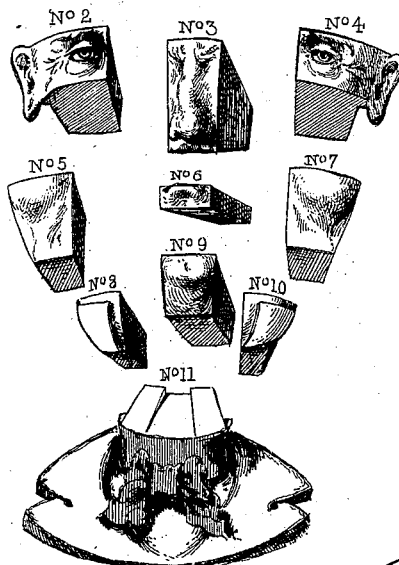
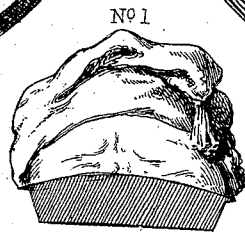
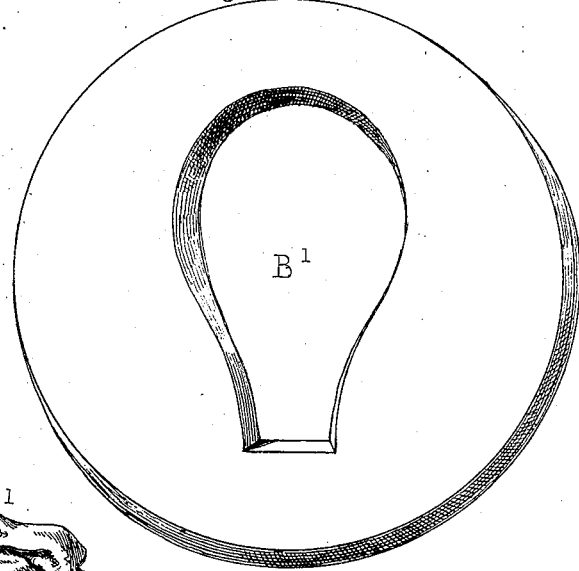


Figure C.

J. H. K. Church
G. W. Doane

Witnesses

Benjamin Day Inventor

United States Patent Office.

BENJAMIN DAY, OF WEST HOBOKEN, NEW JERSEY.

Letters Patent No. 110,213, dated December 20, 1870.

IMPROVEMENT IN SECTIONAL IMAGES.

The Schedule referred to in these Letters Patent and making part of the same.

Be it known that I, BENJAMIN DAY, of West Hoboken, in the State of New Jersey, have invented a new and useful Grotesque Sectional Image, a scientific and artistic toy, of which the following is a specification.

The nature of my invention consists in arranging upon a back ground or frame of metal, wood, or other suitable material, which is provided with a beveling perforation, certain wedge-shaped pieces of metal, wood, or other suitable material, so arranged and proportioned, with regard to each other and to the beveled orifice, into which they are to be set, as to firmly bind together when they are all in place, these pieces being ornamented on their upper surfaces with representations of different portions of the human face or figure, or other bas-relief designs, these pieces being for the image of certain definite sizes and shapes for each feature or detail of the figure or image, so that, by changing one feature or detail, or more, a series of grotesque images can be produced for the creation of amusement, and to enable the artist to study the changes of expression produced by the substitution of different features.

In the drawing—

Figure A represents a grotesque sectional image, with all the pieces in position in the binding-plate.

Figure B represents the background or binding-plate, having in it the orifice B', which is of a shape determined in some degree by the general outline of the complete image, and is beveled from front to back, as shown in the drawing.

Figure C, numbered 1 to 11, represents the different parts of a grotesque image drawn in perspective, like numbers on the image, Fig A, representing like parts of Fig. C, with the exception that the features drawn in perspective in Fig. C are different from the features in Fig. A.

The parts represented in the numbered pieces of Fig. C are, as is seen, all beveled on their outer edge, where they pass into the plate B at the orifice B', and the parts shown in Fig. C, Nos. 3, 6, 9, being the central parts of the image, are wedge-shaped or beveled on every side, so as to act as keys, and bind the other pieces firmly in their respective places.

It is obvious that, by means of this invention, from a very few complete sets of features, a vast number of different images may be produced, and a great diversity of expressions studied by varying single or several features, thus making not only an amusing recreation, but affording a very convenient means for artistic study.

I claim as my invention, and desire to secure by Letters Patent—

The sectional image or bas-relief, each section of which is made, upon its upper surface, to represent a feature or detail of the whole, in combination with a binding-plate, provided with a beveling orifice, all arranged and operating substantially as described.

BENJAMIN DAY.

Witnesses:

J. H. K. BLAUVELT,
G. W. DOANE.