

B. Bates,

Bottle Fastening.

No. 110,421.

Patented Dec. 27, 1870.

Fig 1.

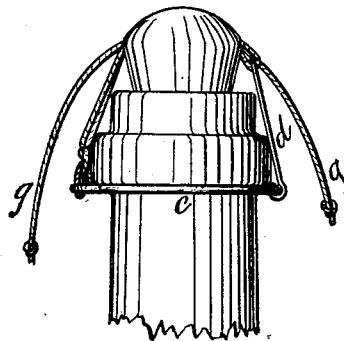


Fig 2.

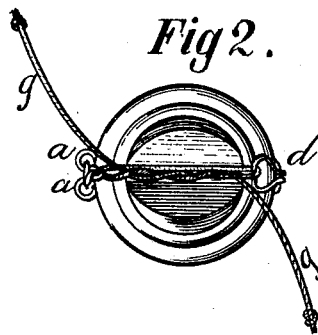
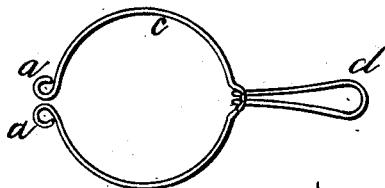


Fig 3.



Witnesses

Oscar Emma Bates
Master Park

Inventor

Dr. Benjamin Bates

UNITED STATES PATENT OFFICE.

BENJAMIN BATES, OF BALTIMORE, MARYLAND.

IMPROVEMENT IN BOTTLE-FASTENINGS.

Specification forming part of Letters Patent No. **110,421**, dated December 27, 1870.

I, Dr. BENJAMIN BATES, of the city of Baltimore and State of Maryland, have invented certain Improvements in the Method of Securing Corks in Bottles, of which the following is a specification:

My invention relates to fastening or securing corks in bottles when the corks are required to sustain a high degree of resistance from the contents of the bottle; and has for its object not only once securing the cork, but admits of the cork being withdrawn and replaced, and again readily resecured, without damage to the fastening, thereby furnishing a simple and efficient means by which one and the same device may be used many times over for securing or resecur ing corks in bottles with great economy and safety.

The construction and the mode of applying my invention for securing and resecur ing corks in bottles may be readily understood by reference to the accompanying drawing, which forms a part of this specification.

Figure 1 is a side view of the neck of a bottle with the cork secured therein after the manner of my invention, and Fig. 2 is a top view of the same.

In Fig. 1 may be observed a metal ring or collar, placed upon the neck of the bottle just below its shoulder or lug. This ring or collar is constructed as in Fig. 3, and is made to open at one of its sides, in order that it may be placed around the neck of the bottle, and is provided at its opening with loops or eyes *a a*, and upon its side, directly opposite the opening, with metal hinged loop *d*. The loops or eyes *a a* are for the purpose of receiving a cord or string, by means of which the ring or collar is clasped and secured firmly around the neck of the bottle.

The string or cord *g*, as seen in Fig. 2, serves a twofold purpose. Being tied firmly in its middle to the loops or eyes *a a*, it secures the ring or collar around the neck of the bottle, leaving the two ends of the string free for the

purpose of securing the cork in the bottle. One of the ends of this string is then thrown over the top of the cork, and passed through the hinged metal loop *d*, and then brought back again over the cork and secured to the other end of the same string by means of a double-twisted knot, as shown, thus holding the cork firmly to its place.

A double or single twisted knot may be used for tying the string *g* in securing the cork, since either of these knots can be made to release the cork by simply drawing the ends of the string in the opposite direction from which they were drawn and left in securing the cork.

One of the many advantages of the arrangement of my device for securing and resecur ing the corks in bottles is, that the metal collar *c*, constructed with loops *a a* and hinged metal loop *d*, enables me with great ease and certainty to secure the cork, by means of string *g*, directly across the center of its top, while in other methods, as where a cord or twine is used both for collar and tie, it is with difficulty that the tie can be made directly across the center of the cork, and when accomplished it cannot be relied upon as remaining to its place. The twine-collar, yielding readily from pressure and moisture, is loosened to such an extent as to allow the string or tie to slip from over the center of the cork. When this occurs, as it frequently does, the cork is partly, if not entirely, forced from its place, endangering the contents of the bottle.

Claim.

A bottle-fastening consisting of the metal collar *c*, provided with eyes *a a* and hinged loop *d*, and fastening string or wire *g*, by which the collar is secured around the neck and the cork in the bottle, substantially as shown.

DR. BENJAMIN BATES.

Witnesses:

OSCAR DENNA BATES,
WEBSTER PARK.