

J. S. Jenness,

Hinge.

No. 110659.

Patented Jan. 3. 1871.

Fig. 1.

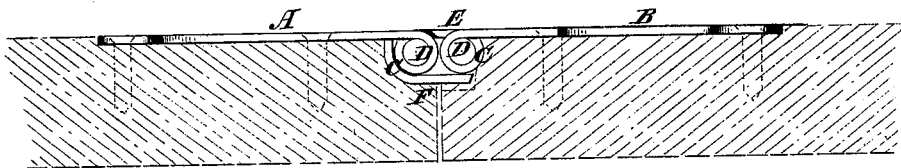


Fig. 2.

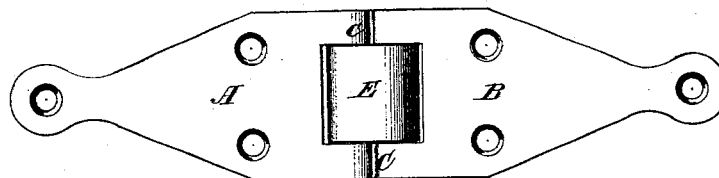
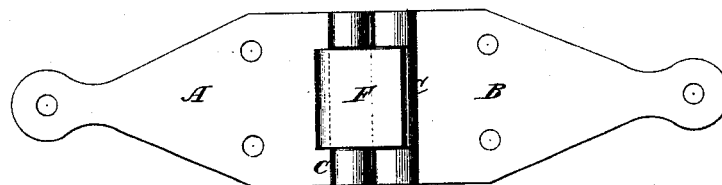


Fig. 3.



Witnesses:
Gustave Dietrich
D. S. Mabee

Inventor:
J. S. Jenness.
PER Munn & Co
Attorneys.

United States Patent Office.

JOHN S. JENNESS, OF BANGOR, MAINE.

Letters Patent No. 110,659, dated January 3, 1871.

IMPROVEMENT IN DOUBLE-HINGES.

The Schedule referred to in these Letters Patent and making part of the same.

To all whom it may concern:

Be it known that I, JOHN S. JENNESS, of Bangor, in the county of Penobscot and State of Maine, have invented a new and useful Improvement in Double-Hinges; and I do hereby declare that the following is a full, clear, and exact description thereof, which will enable others skilled in the art to make and use the same, reference being had to the accompanying drawing forming part of this specification.

This invention relates to a new and useful improvement in hinges for hanging doors, more especially designed for trap-doors, by means of which the door when open is made to rest flat upon the floor; and

It consists in the combination, with the double-hinge, of a plate for supporting the edge of a door to which the hinge is applied when the same is being closed, as hereinafter set forth.

In the accompanying drawing—

Figure 1 represents an edge view of a hinge constructed according to my invention.

Figure 2 is a side view of the hinge, showing it as it appears when the door is closed.

Figure 3 is a view of the opposite side of the hinge. Similar letters of reference indicate corresponding parts.

A and B are the separate parts or straps of the hinge.

Upon each of the butt-ends of these straps are formed eyes C, which inclose pivot-pins D. These eyes are divided, as seen in figs. 2 and 3, to receive the clasp E, which is secured to each of the pivot-pins by bending its ends around those pins, thus forming a double-joint, which gives the hinge sufficient flexibility to allow the door when open to lie flat upon the floor.

When the door is closed a perfectly flat and smooth surface is presented. No pivot or eyes project above the floor, as in ordinary hinges. This important feature is represented in fig. 1.

F is a strap or supporting-plate, formed or attached to the strap A, which projects forward beneath the eye of the strap B, to receive and support the edge of the door when closing.

Having thus described my invention,

I claim as new and desire to secure by Letters Patent—

In combination with a double hinge, the plate F, substantially as and for the purposes described.

JOHN S. JENNESS.

Witnesses:

E. B. PULLEN,
GEO. W. MABEE.