

W. BARSTOW.

Rein Holder.

No. 110,725.

Patented Jan. 3, 1871.

Fig. 1.

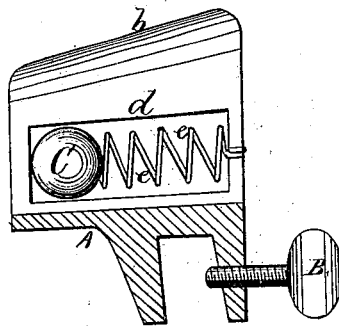


Fig. 2.

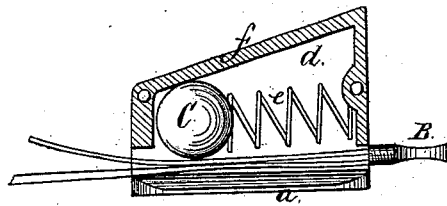
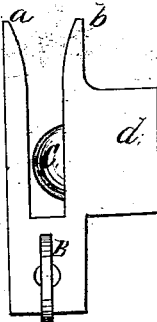


Fig. 3.



Witnesses.
Geo. H. Strong.
Charlie Brown

Inventor.
William Barstow

United States Patent Office.

WILLIAM BARSTOW, OF SAN FRANCISCO, CALIFORNIA.

Letters Patent No. 110,725, dated January 3, 1871; antedated December 30, 1870.

IMPROVEMENT IN REIN-HOLDERS.

The Schedule referred to in these Letters Patent and making part of the same.

To all whom it may concern:

Be it known that I, WILLIAM BARSTOW, of the city and county of San Francisco, State of California, have invented an improved Rein-Holder; and I do hereby declare the following description and accompanying drawing are sufficient to enable any person skilled in the art or science to which it most nearly appertains to make and use my said invention or improvements without further invention or experiment.

My invention relates to an improved rein-holder, to be attached to vehicles at some convenient position to receive the driving-reins when the driver desires either to relieve himself from the tedium of holding them or to dismount from the vehicle and leave the horse standing, in either of which cases my device provides a convenient and perfectly reliable rein-holder.

In order to explain my invention so that others will be able to understand its construction and operation, reference is had to the accompanying drawing forming a part of this specification, in which—

The metallic rein-holder A is intended to be secured to the dash-board or other convenient portion of the vehicle by means of the set-screw B.

This rein-holder consists of two upward-projecting leaves, *a* and *b*, their upper edges being so constructed as to present a gradually-widening mouth, into which the reins are readily introduced.

The leaf *a* is a simple metal plate, standing vertically, and cast with the base or portion which is secured to the vehicle.

The leaf *b* is of equal height with the leaf *a*, but has an opening in its side which leads into a chamber inside of a box, *d*, which is cast or otherwise attached to it upon one side, as shown.

The side of the box *f* widens gradually from front to rear, so that the chamber will be narrower at its front than at its rear end.

Inside of this chamber is placed a ball, *C*, which may be held firmly against the front end of the box

by a spiral or other spring, *e*, which prevents its rattling or moving about when the vehicle is in motion. This ball is of such a size that a portion of it will protrude into the horizontal slot between the two leaves *a* and *b*.

When it is desired to secure the reins, they are placed together and introduced between the upper flaring edges of the two vertical plates *a* and *b*. A backward-drawing motion is then given to them, which causes the ball *C* to move back into the wider portion of the chamber until the reins are settled upon the bottom of the slot, when, by releasing them, the ball will instantly bind them between the inclined side of the chamber and vertical leaf *a*, where they will be firmly held until released by drawing them toward the rear of the box, so as to free them from the binding between the ball and leaf *a*.

A cylindrical roller, placed in the chamber vertically, would serve the same purpose as the ball.

Having thus described my invention,

What I claim, and desire to secure by Letters Patent, is—

1. A rein-holder in which the reins are held or bound by one or more balls, *C*, or equivalent device, moving between two inclined surfaces or between one inclined and one plain surface, substantially as herein specified.

2. A rein-holder, constructed as herein described, with the two leaves *a b* and box *d*, with its inclined side *f*, in combination with the ball *C*, substantially as herein specified.

In witness that the above-described invention is claimed by me, I have hereunto set my hand and seal.

WILLIAM BARSTOW. [L. S.]

Witnesses:

CHARLIE BROWN,
JOHN L. BOONE.