

Brinser & Bricker,

Manure Fork.

No. 110734.

Patented Jan. 3. 1871.

Fig. 1.

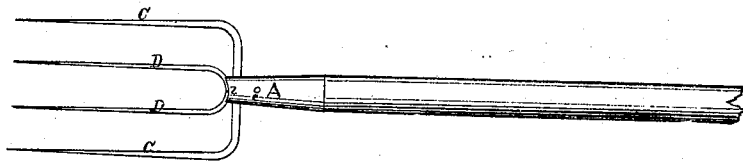


Fig. 2.

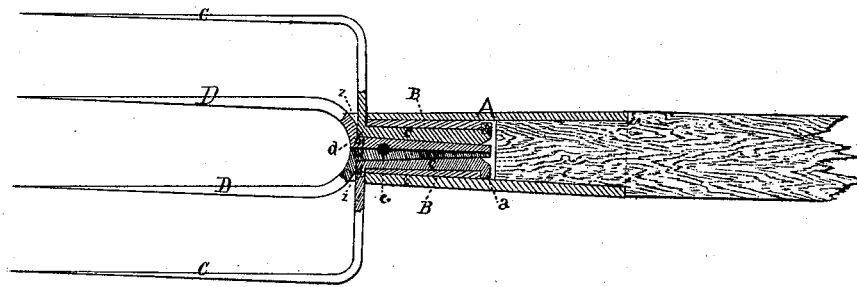
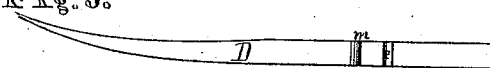


Fig. 3.



Witnesses:
Chas. Kenyon,
Wm. L. Anderson.

Inventors
A. S. Brinser
H. Bricker,
Chipman & Osmer & Co.,
Attys.

United States Patent Office.

AMOS S. BRINSER AND HENRY BRICKER, OF FALMOUTH, PENNSYLVANIA.

Letters Patent No. 110,734, dated January 3, 1871.

IMPROVEMENT IN MANURE-FORKS.

The Schedule referred to in these Letters Patent and making part of the same.

To all whom it may concern:

Be it known that we, AMOS S. BRINSER and HENRY BRICKER, of Falmouth, in the county of Lancaster and State of Pennsylvania, have invented a new and valuable Improvement in Manure-Forks; and we do hereby declare that the following is a full, clear, and exact description of the construction and operation of the same, reference being had to the annexed drawing making a part of this specification and to the letters and figures of reference marked thereon.

Figure 1 of the drawing is a plan view.

Figure 2 is a section.

Figure 3 is a view of the inside prong.

Our invention has relation to an improvement in the construction of manure-forks with separable prongs; and

It consists in the construction and novel arrangement of the shouldered prongs and the open tubular ferrule, whereby the prongs and handle may be readily and rigidly secured in the ferrule, as hereinafter described.

The letter A of the drawing designates the outer tapering tubular wall of my ferrule, which may be made of wrought-iron or of other suitable material.

B represents an inner tube, of similar metal, secured within the ferrule A at its smaller end and extending a certain distance toward the large end thereof. The outer ferrule should be securely united to this inner tube by welding. The opening through this inner tube is rectangular in breadth equal to the width of the tang of one of the prongs, and in width sufficient to hold neatly the combined tangs of all the prongs.

The smaller end of the ferrule is cut away at each side of the rectangular perforation, through the walls of both tubes, forming rectangular notches *z z* of the width of the prongs. The ends of the ferrule which project on each side of these notches are rounded out to suit the curve between the central prongs.

This ferrule may be used by suiting the thickness of the tangs of the prongs thereto, for the attachment

of two, three, or four prongs, but we prefer the employment of the latter number.

C C represent the outer prongs, having their bases bent at right angles to their points, and their tangs *c* bent at right angles to their bases, and provided with the hooks *a* to catch under that end of the inner tube B which lies within the ferrule A.

The square elbows *d* formed by the tangs and the bases of the prongs serve as seats for the shoulders of the central prongs, presently to be described.

The bases of the prongs C C extend outward laterally at right angles with the direction of the handle through the notches *z z*, in which they rest, and which serve to assist in keeping them steady and firm.

D D are the central prongs, whose tangs are without hooks. These tangs are to be driven down between the outer prongs C C, and secured by a bolt or pin, *e*, passing in channels between them and through the walls of both tubes A and B, which form the complete ferrule. These central prongs are provided at their bases with the shoulders *m m* at right angles to the direction of the tangs, and designed to rest on the seats provided by the rectangular elbows of the outer prongs.

Having an open ferrule, the wood of the handle is not liable to decay therein.

The ferrule may be easily made by any country smith; and the prongs are also readily forged.

Claim.

The combination of the ferrules A and B, shanks *c c* and *m m*, and pin *e*, when constructed and arranged substantially as and for the purpose specified.

In testimony that we claim the above we have hereunto subscribed our names in the presence of two witnesses.

AMOS S. BRINSER.
HENRY BRICKER.

Witnesses:

WM. TEMPLIN,
ROBT. SNODGRASS.