

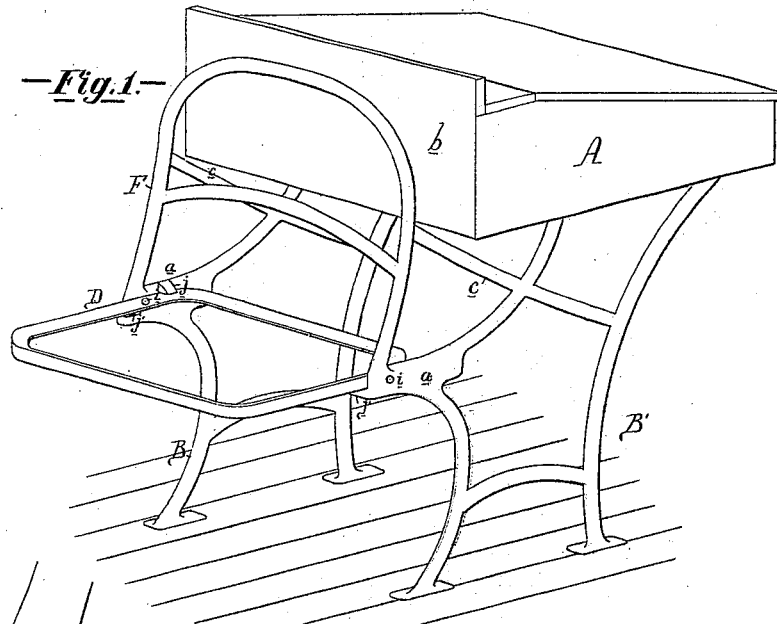
*A. S. Vaughan,*

*Desk & Chair.*

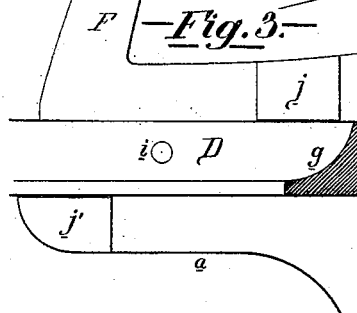
*No. 110,805,*

*Patented Jan. 3, 1871.*

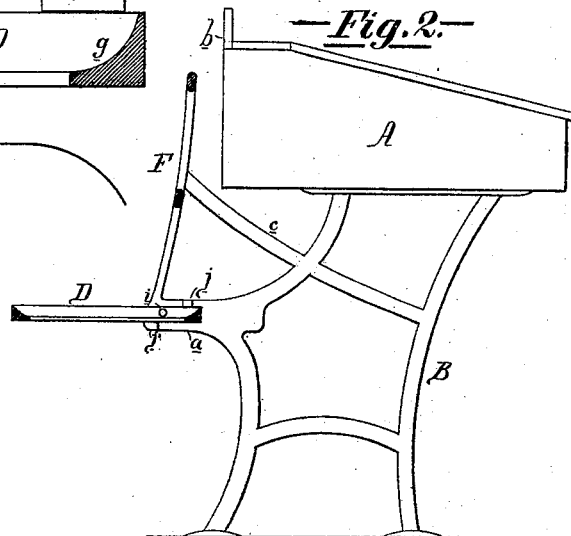
*—Fig. 1.—*



*—Fig. 3.—*



*—Fig. 2.—*



*Witnesses {*  
*John B. Harding*  
*John Parker*

*A. S. Vaughan*  
*by his atty*  
*Harrison and Son*

# United States Patent Office.

ALEXANDER SIDNEY VAUGHAN, OF ELKTON, MARYLAND.

Letters Patent No. 110,805, dated January 3, 1871.

## IMPROVEMENT IN SCHOOL-DESKS AND CHAIRS.

The Schedule referred to in these Letters Patent and making part of the same.

I, ALEXANDER SIDNEY VAUGHAN, of Elkton, county of Cecil, State of Maryland, have invented a Combined School-Desk and Chair, of which the following is a specification.

### *Nature and Object of the Invention.*

My invention relates to certain improvements, fully described hereafter, in that class of school-desks in which a hinged seat is secured to each desk for the occupant of the next desk in front, the improvements being such as to add to the strength of the seat or chair and render it more comfortable for the occupant than those heretofore used.

### *Description of the Accompanying Drawing.*

Figure 1 is a perspective view of my combined school-desk and chair;

Figure 2, a sectional view of the same; and

Figure 3 a detached view of part of fig. 2 drawn to an enlarged scale.

### *General Description.*

The desk A rests upon and is secured to cast-iron side frames B B', each of which has an extension, *a*, for the support of a hinged seat, D, for the occupant of the next desk in front.

In desks of this class, as heretofore constructed, the front piece *b* has been made to serve as a back for the seat thus secured to the frame of the desk; but as this front piece is comparatively narrow, and arranged vertically or nearly so, and at a considerable distance above the seat, it affords but an insufficient and uncomfortable back for the latter—an objection which I have overcome by attaching a back, F, as well as a seat, to the supporting-frames of the desk.

This back, to which a proper curve and inclination is given, may be secured to the side frames in any suitable manner, or be cast in one piece with the same. It is supported, in the present instance, at about the center, by braces *c c* of the side frames.

The seat D consists of a light open metal frame, curved or beveled on its inside edge, as best observed in fig. 3, so as to form a ledge, *g*, for the support of a plain board or of an upholstered seat, as may be desired.

The seat is hinged or pivoted in the usual manner at the points *i i* to the extensions of the side frames, so that it may be turned upward out of the way when it is desired to pass between the desks.

Two lugs, *j j*, on each of the side frames and on both sides of each pivot *i*, support the seat in a horizontal position when it is turned downward, without permitting any strain upon the pivots, the tendency of the latter to become bent or broken, owing to the undue strain to which they are subjected when but a single lug is employed upon each side frame, as usual, being thus avoided.

In order to avoid the noise caused by the striking of the seat upon the lugs when it is suddenly lowered to a horizontal position, the said lugs may be partially hollowed out to receive small blocks of gum-elastic, or the seat itself may be faced on the under side with gum-elastic, or with felt or other substance which will deaden the sound caused by the striking together of the metal surfaces.

### *Claim.*

The frames B B', supporting the desk A and seat D, in combination with the back F secured to or forming part of said frames, as specified.

In testimony whereof I have signed my name to this specification in the presence of two subscribing witnesses.

ALEXANDER SIDNEY VAUGHAN.

Witnesses:

WM. T. MILLER,  
GEO. R. HOWARD.