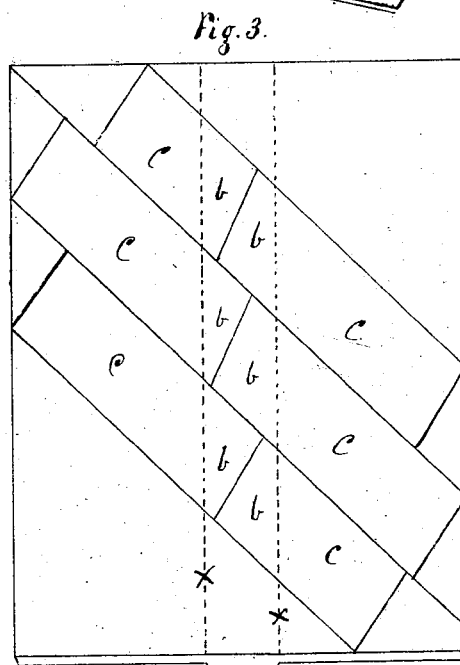
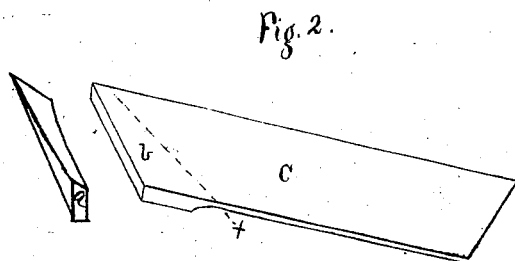



110860

JOHN LANE'S PLOW-SHARE

PATENTED JAN 10 1871



Witnesses.

Ernest J. Lane
Julius A. Lane.

Inventor.

John Lane.

UNITED STATES PATENT OFFICE.

JOHN LANE, OF CHICAGO, ILLINOIS, ASSIGNOR TO HAPGOOD & CO., OF
SAME PLACE.

IMPROVEMENT IN PLOWSHARES.

Specification forming part of Letters Patent No. **110,860**, dated January 10, 1871.

To all whom it may concern:

Be it known that I, JOHN LANE, of Chicago, in the county of Cook and State of Illinois, have invented certain Improvements in Plowshares, of which the following is a specification.

My invention consists in making a plowshare having a thick flange, a thick end, and a thin body or main portion made by first making a share-blank having a thick end and afterward welding on a separate piece for the flange onto the under side of the thick end of the share-blank.

Referring to the drawings, Figure 1 gives a view of my improved plowshare. Fig. 2 gives a view of the share-blank before the flange is welded on, and from which I make my improved plowshare. Fig. 3 gives a view of the plate of wrought metal, having a longitudinal thick center, which illustrates my approved method of making the share-blank.

Like letters in the different figures refer to like parts.

a is the flange. *b* is the thick end of the plowshare, and *c* is the body or main portion of the share. Dotted line *x* shows the meeting-line of the thick, *b*, and the thin, *c*, portion of the share. Dotted line *v* shows the place where the flange *a* is welded to the thick end *b* of the share-blank forming my improved plowshare.

The share-blank is cut from the metal plate in such a manner that the thick portion of the blank is from the thick portion of the plate, while the thin portion of the share-blank is from the thin portion of the plate. Wrought-metal plate having a longitudinal thick margin, or having thick places in it, may be used in place of the plate shown in Fig. 3.

The share is made by heating the blank to

a working-heat and placing it in a press or under a drop-hammer having proper prepared dies, which give the desired shape.

The flange *a* may be welded on either before or after shaping the share, and the cutting-edge of the share may be sharpened either before or after the share is formed to shape.

The landside-bar of the plow extends under the share of the flange *a*, giving support to the point of the share, while bolts at *k* secure and hold the share in its proper position on the plow.

The point and forward end of the share receives the brunt of wear, and when thin wears out quick, and is very liable to bend and break when meeting obstructions.

My improved plowshare, being extra thick at the point and forward end and stiffened by the flange *a*, is strong and lasting, and for the flange *a*, I use a softer metal than I do for the share-blank, which wears the faster by being softer and provides for a self-sharpening point by wear.

I am aware that plowshares having a thick forward end welded to a landside-bar have been used; such I do not claim, and I do not claim, broadly, a plowshare having a flange.

Having thus set forth my invention, I claim—

A plowshare having a thick flange, *a*, a thick end, *b*, and a thin body, *c*, when made by first making a share-blank having a thick end from one piece of metal and afterward welding thereto the flange *a*, substantially as and for the purpose set forth.

JOHN LANE.

Witnesses:

EARNEST J. LANE,
CHARLEY ANDERSON.