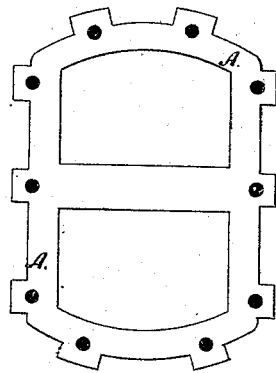


*W. Riker,  
Setting Gems*

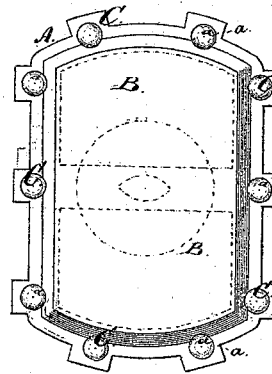
*No. 111,253.*

*Patented Jan. 24, 1871.*

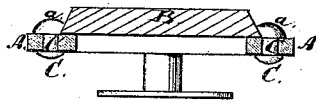
*Fig. 1.*



*Fig. 2.*



*Fig. 3.*



WITNESSES.

*Custave Dietrich  
L. S. Mabee*

INVENTOR.

*Wm Riker  
for Wm H. Co*

ATTORNEYS.

# UNITED STATES PATENT OFFICE.

WILLIAM RIKER, OF NEWARK, NEW JERSEY.

## IMPROVEMENT IN SETTING STONES, &c.

Specification forming part of Letters Patent No. **111,253**, dated January 24, 1871.

### *To all whom it may concern:*

Be it known that I, WILLIAM RIKER, of Newark, in the county of Essex and State of New Jersey, have invented a new and Improved Setting for Stones and Jewels; and I do hereby declare that the following is a full, clear, and exact description thereof, which will enable others skilled in the art to make and use the same, reference being had to the accompanying drawings, forming part of this specification.

Figure 1 represents a plan or face view of the support-plate for my improved setting, showing it without stone and fastening-pins. Fig. 2 is a face view of a stud containing a stone which is set in accordance with my improved plan. Fig. 3 is a transverse section of said stud.

Similar letters of reference indicate corresponding parts.

The object of this invention is to prepare a setting for precious stones and their imitations in such manner that the gold plates supporting said stones can be completely finished and polished before receiving the stones and the projecting pins that hold the same in place.

The invention consists in the application to a perforated setting-plate of separate headed setting-pins for holding the stone, said pins being applied only after the plate has been entirely finished and polished. Settings were heretofore provided by forming projecting ears on the supporting-plates, or by forming "galleries" or continuous projections preparatory to the application to them of the stones. In these cases the plates could not be properly polished, as they did not offer clear uninterrupted surfaces that might be held against the polishing-wheels. To polish between the projecting ears, pins, or ornamental fasteners is not only very difficult, but, in fact, cannot be properly done, besides materially enhancing the expense of manufacturing the settings.

Another old plan of setting is to sink the stone partly into a perforated plate and hold it by the inner edge of the same. This plan is void of artistic effect and wasteful, since a large portion of the stone is hidden beneath the plate. All these difficulties I intend to overcome by my invention.

A in the drawings represents the plate for supporting the stone or imitation stone, B. The plate is perforated, as in Fig. 1, to receive the ends of the fastening-pins. The stone is placed upon the face of the plate after both pieces have been entirely finished as to shape, polish, &c., and is then secured in place by pins C C, which are riveted, screwed, or otherwise secured to the perforated plate, having their shanks inserted in the apertures of the same. The pins C are headed, so that their heads or beads *a* will properly hold and retain the stone, as indicated in Fig. 3. By this mode of setting the complete finishing of the face of the plate A is made possible before the stone and pins are applied thereto.

I desire it to be especially understood that I do not consider as my invention the use of projections on the supporting-plate, but merely the application to the same of the separate headed pins, which are put on subsequent to the complete finishing of the plate.

Ornamental washers may, if desired, be interposed between the heads of the pins C and the perforated plate A to receive the stone.

Having thus described my invention, I claim as new and desire to secure by Letters Patent—

The setting for stones, consisting of the perforated plate A and of the headed pins C C, which are riveted to the plate subsequent to the finishing of the same, substantially as herein shown and described.

WILLIAM RIKER.

Witnesses:

GEO. W. MABEE,  
ALEX. F. ROBERTS.