

P. W. Gates,

Sash Holder.

No. 111,339.

Patented Jan. 31. 1871.

Fig. 1

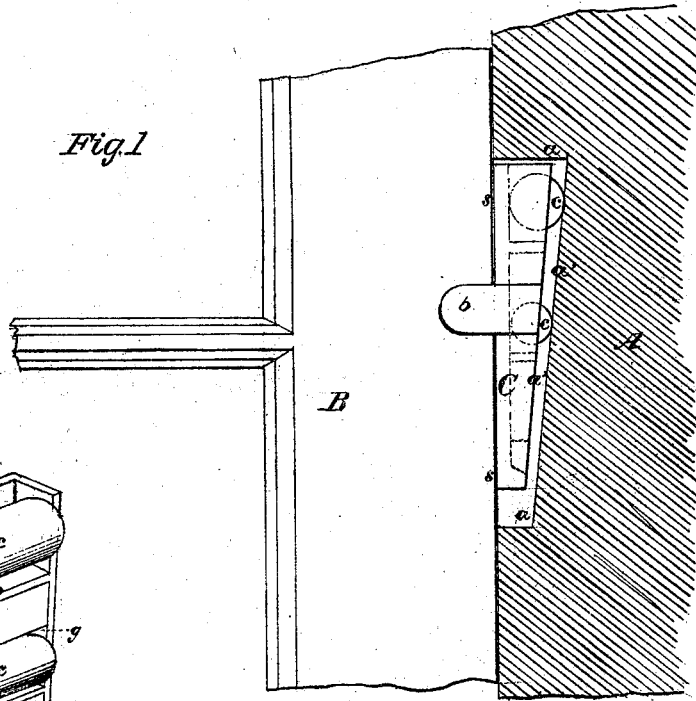


Fig. 2

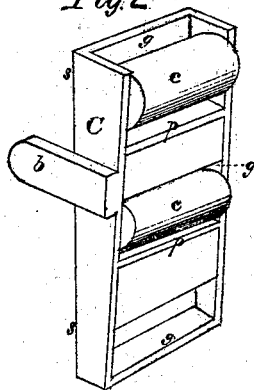


Fig. 3

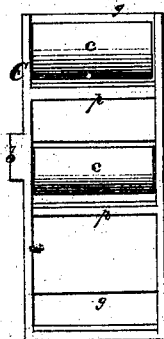


Fig. 4

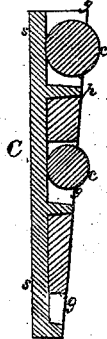


Fig. 5

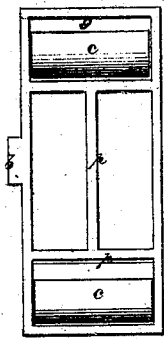
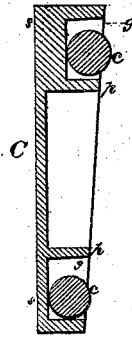


Fig. 6



Witnesses.
J. H. Campbell
J. N. Campbell

Inventor
P. W. Gates
by
Marsh, Kimball & Spencer

United States Patent Office.

PHILETUS W. GATES, OF CHICAGO, ILLINOIS, ASSIGNOR TO HIMSELF
AND D. R. FRASER, OF SAME PLACE.

Letters Patent No. 111,339, dated January 31, 1871.

IMPROVEMENT IN SASH-HOLDERS.

The Schedule referred to in these Letters Patent and making part of the same.

To all whom it may concern :

Be it known that I, PHILETUS W. GATES, of Chicago, in the county of Cook and State of Illinois, have invented a new and Improved Window-Sash Holder; and I do hereby declare that the following is a full, clear, and exact description thereof, reference being had to the accompanying drawing making part of this specification, in which—

Figure 1 is a view, partly in section, showing the mode of applying my holder to a sash and its frame;

Figure 2 is a perspective view of the holder;

Figure 3 is a view of the back of the holder; and

Figure 4 is a vertical central section through the holder.

Figures 4 and 5 show a modification of the fastening.

Similar letters of reference indicate corresponding parts in the several figures.

This invention relates to an improved holding device or fastening, which is designed for sustaining window-sashes at any desired height, and also for locking the same when shut.

The nature of my invention consists in a hollow or chambered wedge, having fitted into its chambers two or more anti-friction rollers, and provided with a handle or finger-piece, so that when the device is mortised into the face of a window-frame and allowed vertical play it will firmly sustain a sash at any desired height above the sill by its wedging action against the edge of the sash, as will be hereinafter explained.

To enable others skilled in the art to understand my invention, I will explain its construction and operation.

In the accompanying drawing—

A represents part of a window-frame, and

B represents part of one vertical rail of a window-sash.

Into that side of the frame lying adjacent to the edge of the sash B a vertically oblong wedge-shaped mortise, *a*, is made, presenting an inclined side, *a'*.

Into said mortise a metal wedge, C, is put, which is shorter than the mortise, and is allowed more or less vertical play.

The bases of the wedge and mortise are upward.

This wedge presents, next the edge of the sash B, a plain or serrated surface *s*, and also a handle, *b*, which latter laps over the front portion of the sash-rail so as to be readily acted by the finger of one hand, while with the other hand the sash can be moved up or down.

The wedge is hollow and chambered, the chambers *g* being separated by divisions *p*, shown in figures 2, 3, 4, 5, and 6.

Into the chambers anti-friction rollers *c c* are inserted, which may differ in size, as shown in figs. 1, 3, and 4, or they may be of equal size, as in figs. 5 and 6, so that when they bear against the inclined surface of the mortise *a*, as shown in fig. 1, the external surface *s* of the wedge *c* is parallel to the vertical edge of the window-sash.

It will be seen from the above description that the wedge C will drop down by its own gravity, and, at the same time, press outward against the window-sash, and thus wedge the sash firmly; and that by pressing more or less forcibly downward with the hand upon the lip *b* the wedge will crowd hard against the sash and hold it safely at any desired height.

By a slight upward movement of the wedge, which can be conveniently given with the hand on the lip *b*, the sash will be released, and while the wedge *h* is held up may be freely moved up and down.

I do not claim an inclined recess with a rubber ball placed in the recess. Nor do I claim a sliding piece in combination with an inclined recess. Nor do I claim a sliding wedge; but

What I do claim as my invention, and desire to secure by Letters Patent, is—

The sash holding-device C, formed with a handle, *b*, and two or more chambers, *g g*, and furnished with two or more rollers, *c c*, in combination with the inclined recess *a a'*, which is of a greater length than the device C, all in the manner described.

PHILETUS W. GATES.

Witnesses:

GEORGE W. GATES,
SETH PAINE, JR.