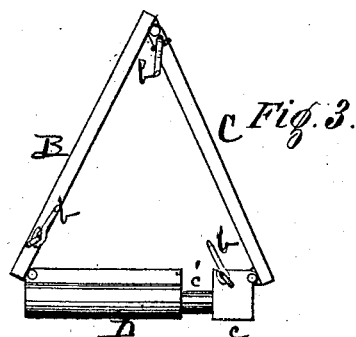
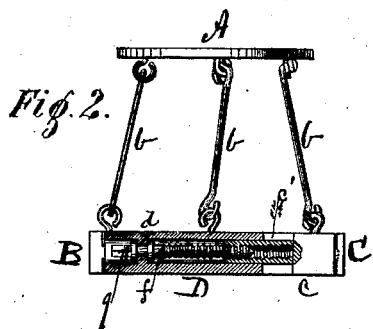
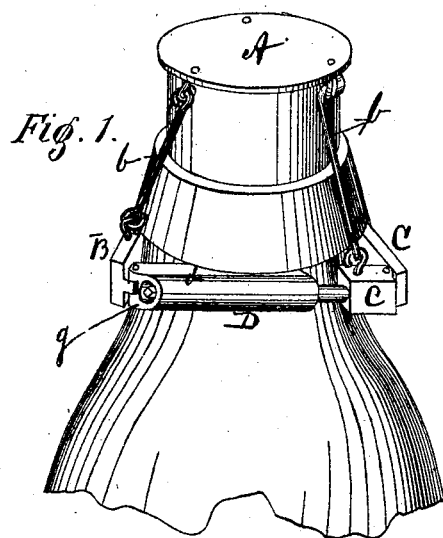


No. 111,637.

PATENTED FEB. 7, 1871.

S. L. GOUVERNEUR.  
DEVICE FOR SECURING CORKS IN BOTTLES.



Witnesses:

Herm. Sauter.  
Fred. Artot

Inventor  
Saml. H. Gouverneur

# United States Patent Office.

SAMUEL L. GOUVERNEUR, OF FREDERICK CITY, MARYLAND.

Letters Patent No. 111,637, dated February 7, 1871.

## IMPROVEMENT IN DEVICES FOR SECURING CORKS IN BOTTLES.

The Schedule referred to in these Letters Patent and making part of the same.

I, SAMUEL L. GOUVERNEUR, of Frederick City, county of Frederick and State of Maryland, have invented certain Improvements in Devices for Securing Corks in Bottles, which may be called a Lock for Bottles, and of which the following is a description, referring to the accompanying drawing making a part of this specification.

The object of my invention is to secure the contents of bottles and demijohns by applying to the same a device which not only aids the cork against any internal pressure, but which is more especially intended to prevent any abstraction of the contents without exposure.

In the drawing—

Figure 1 shows my device applied to the neck of a bottle;

Figure 2 represents it by itself, the locking part in section; and

Figure 3 is a plan view of the lower or triangular part including the lock.

A represents the metallic cap or top plate, which may be round or of any desirable shape. This is connected to three or more (I prefer three) metallic pieces, B, C, and D, which are hinged together. The connection is made by bars, chains, or other equivalent connections *b*, which act as links, permitting A to be brought down upon B C D when the device is not on a bottle, thus making it convenient to carry in the pocket.

The principal advantage of this device consists in its triangular or polygon base, one leg of which is adjust-

able, that is, D, the locking leg, thus adapting it to fit the necks of various sized bottles; whereas other similar devices have to be specially fitted to certain sizes.

The leg D consists of two parts, *c* and *d*, the former the male, the latter the female part of the lock, and, as will be seen especially by fig. 2, that *c* enters *d*.

*c* of *c* has a screw cut in it, and inside of *d* there is a screw, *f*, which takes into the projection *c*.

The screw *f* has a head, *g*, on it, which can be fitted for a watch or other convenient key, and by turning it the leg D may be contracted or expanded at pleasure, or its parts *c* and *d* separated, if desired. It is manifest, however, that by lengthening the leg D the device can be made to suit a larger-necked bottle, or by contracting it a smaller one.

The simplicity, cheapness, security, adjustability of my device, and its adaptability to be carried in the pocket, if necessary, adds to its merit.

Having thus described my invention,

What I claim as new, and desire to secure by Letters Patent of the United States, is—

The device for securing corks in bottles, consisting of the cap plate A, links *b*, combined with the triangular or polygon base B C D, having an adjustable locking leg, as shown, and for the purpose substantially as described.

SAML. L. GOUVERNEUR.

Witnesses:

J. LEWIS B. NICHOLS,

THOMAS T. O'LEARY.