

Sheet 1, 2 Sheets.  
W. F. Baade.

Portfolio.

N<sup>o</sup> 111,717.

Patented Feb. 14, 1871.

Fig. 1.




Fig. 2.

Witnesses  
James Sangster  
S. M. Sangster

Inventor  
William F. Baade

Sheet 2, 2 Sheets  
W. F. Baade.

Portfolio.

N<sup>o</sup> 111,714.

Patented Feb. 14, 1871.

Fig: 3.




Fig: 4.

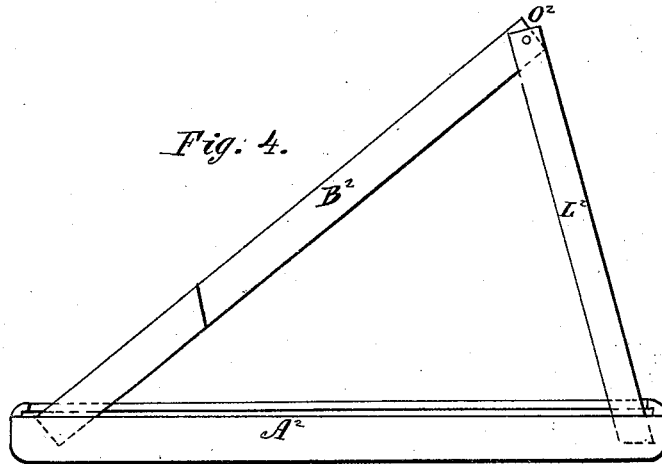



Fig: 5.



Witnesses  
James Sangster  
S. M. Sangster

Inventor  
William F. Baade.

# United States Patent Office.

WILLIAM F. BAADE, OF BUFFALO, NEW YORK.

Letters Patent No. 111,717, dated February 14, 1871.

## IMPROVEMENT IN RECEPTACLES FOR STATIONERY ARTICLES, &c.

The Schedule referred to in these Letters Patent and making part of the same.

I, WILLIAM F. BAADE, of the city of Buffalo, in the county of Erie and State of New York, have invented a new and useful Device for Object-Teaching, of which the following is a specification.

### *Nature and Objects of the Invention.*

The nature of my invention relates to improvements in the construction and arrangement of certain devices for object-teaching, and consists in a double case, the first case having a cover constructed so as to answer the double purpose of slate and cover, the same being made of flexible material, thereby insuring lightness and less liability to break; the other having the letters, figures, object-lessons, &c., arranged within it, and provided with supports for holding it in the proper position for use.

### *Description of the Accompanying Drawing.*

Figure 1 represents a front view of my said invention, with the cover off, so that the arrangement of the alphabets, figures, rule, pencil, &c., may be seen.

Figure 2 is a side view of the case, showing the opening for the cover to slide in.

Figure 3 represents one of the sheets of paper or card-board, showing the side with the writing lessons upon it.

Figure 4 is a side elevation of the case, opened and in the proper position for use.

Figure 5 represents the slate, which answers also for the cover to the case.

### *General Description.*

A<sup>2</sup> represents the case for inclosing the letter-box.

B<sup>2</sup>, the box for holding letters, figures, &c.

C<sup>2</sup> and C<sup>2</sup> represent two small bars for securing in place paper, object-writing lessons, &c.

D<sup>2</sup> and E<sup>2</sup> are openings for receiving the letters or blocks, or other equivalent devices used in teaching.

L<sup>2</sup> is one of the legs or braces, of which there are two, for supporting the case B<sup>2</sup> in the position shown in fig. 4. It swings upon the joint O<sup>2</sup>.

M<sup>2</sup> represents the slate, which is arranged to serve as a cover to the case A<sup>2</sup>.

N<sup>2</sup> is the slide-way, into which it is placed when used as a cover.

### *Claim.*

The arrangement of the case A<sup>2</sup>, flexible slate and cover M<sup>2</sup>, with the box or case B<sup>2</sup>, provided with the legs or supports L<sup>2</sup>, all constructed and arranged substantially as and for the purposes herein set forth.

WILLIAM F. BAADE.

Witnesses:

JAMES SANGSTER,  
S. M. SANGSTER.