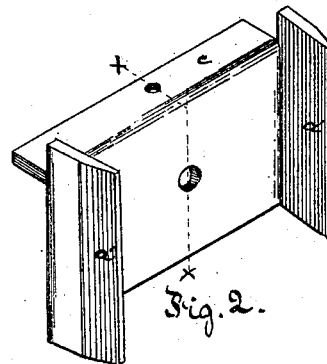
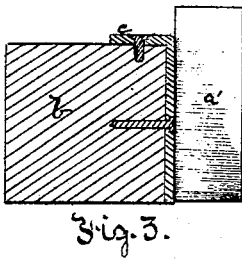
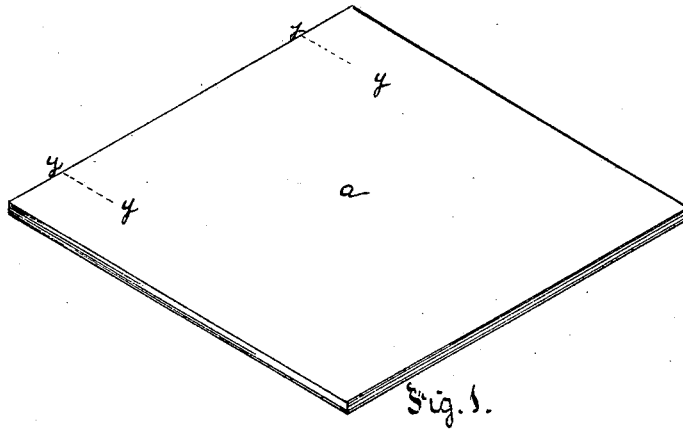


W. J. LEWIS.

RUBBER BLOCK HOLDER FOR WAGON BRAKES.

No. 111,756.

Patented Feb. 14, 1871.



Witnesses:
R. Wrenshall
Thos Kerr

Inventor:
William J. Lewis,
by Bakewell & Christy,
his Attys

United States Patent Office.

WILLIAM J. LEWIS, OF PITTSBURG, PENNSYLVANIA.

Letters Patent No. 111,756, dated February 14, 1871.

IMPROVEMENT IN RUBBER-BLOCK HOLDERS FOR WAGON-BRAKES.

The Schedule referred to in these Letters Patent and making part of the same.

To all whom it may concern:

Be it known that I, WILLIAM J. LEWIS, of Pittsburg, in the county of Allegheny and State of Pennsylvania, have invented a new and useful Improvement in Rubber-block Holder for Wagon-Brakes; and I do hereby declare the following to be a full, clear, and exact description thereof, reference being had to the accompanying drawing making a part of this specification, in which—

Figure 1 is a perspective view of the blank from which the holder is made;

Figure 2 represents a perspective view of my improved rubber-block holder; and

Figure 3 is a sectional view thereof in the line *x x*, fig. 2, and illustrative of its manner of use.

Like letters of reference indicate like parts in each.

My improvement relates to the manufacture of rubber-block holders by which to fasten the rubber block to the brake-bar; and

The nature of it consists in making such boxes of improved form from rolled plate-iron.

To enable others skilled in the art to make and use my improvement, I will proceed to describe its construction and mode of operation.

The blanks *a* are cut to the desired size from rolled plate-iron of the desired thickness, or they may be rolled in continuous lengths and then cut off one after another. The thickness may be uniform from one edge to the other, or the outer edges may be thinned out or beveled off on one or both faces, as shown. The blank *a* is then cut along the lines *y y*. The

flanges *a'* are then turned up along each edge of the blank to form the sides of the box, and the part included between the lines *y y* is bent back so as to form a supporting flange, *c*, which, when the box is in use, rests on the brake-bar *b*.

The sides *a'* may stand at right angles to the body *a* of the box, or may be bent inwardly so as to form an acute angle, as shown. Also, the edges and lines drawn along them lengthwise at equal distances from the edges may be parallel with each other or converging toward their lower ends, as illustrated in the drawing.

The bending of the sides *a'* and flange *c* may be done in any of the ways known to the art.

Instead of cutting off the blanks separately and then bending the sides *a'*, I attain the same result by rolling up the flanges in the manner practiced in rolling U-shaped iron, after which I cut off the blanks, slit them, and bend down the flange *c* in the manner already described.

What I claim as my invention, and desire to secure by Letters Patent, is—

A rubber-block holder for wagon-brakes, made of rolled plate-iron, having sides *a'* and flange *c*, substantially as described.

In testimony whereof I, the said WILLIAM J. LEWIS, have hereunto set my hand.

WM. J. LEWIS.

Witnesses:

A. S. NICHOLSON,
G. H. CHRISTY.