

R. W. GRIFFITH.

Chimney Top.

No. 111,839.

Patented Feb. 14, 1871.

Fig. 1.

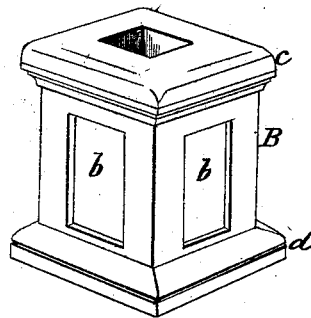


Fig. 2.

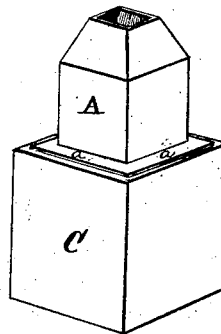


Fig. 3.

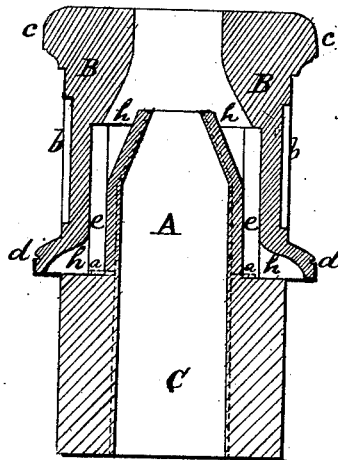


Fig. 4.

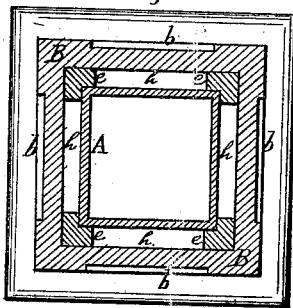
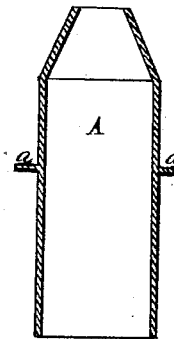


Fig. 5.



Witnesses
J. W. Burris
J. P. Olmstead

Inventor
Richard W. Griffith.
By Attorney
G. B. Fowler.

United States Patent Office.

RICHARD W. GRIFFITH, OF GEORGETOWN, DISTRICT OF COLUMBIA.

Letters Patent No. 111,839, dated February 14, 1871.

IMPROVEMENT IN CHIMNEY-TOPS.

The Schedule referred to in these Letters Patent and making part of the same.

To all whom it may concern:

Be it known that I, RICHARD W. GRIFFITH, of Georgetown, in the District of Columbia, have invented a new and improved Chimney-Top; and I do hereby declare that the following is a full, clear, and exact description of the construction and operation of the same, reference being had to the accompanying drawing making a part of this specification, in which—

Figure 1 is a perspective view in detail of the case of chimney-top.

Figure 2 is a perspective view in detail of the separate chimney-top.

Figure 3 is a longitudinal vertical section of the chimney-top complete.

Figure 4 is a horizontal section of the same.

Figure 5 is a sectional view, in detail, of the separate chimney-top.

Like letters in the different figures of the drawing indicate like parts.

My invention pertains to a chimney-top having outside air-passages to aid the draught, and consists of a separate chimney-top inclosed by a case, both made of galvanized iron or other suitable material, the lower part of the top being constructed so as to fit in and extend down the flue far enough to support the top laterally, and is provided with a shoulder, upon which it rests upon the top of the chimney, the upper part of this top being contracted by drawing in the sides pyramidically; the case being made enough larger than the top to allow air-passages of proper size between them, and rests upon the top of the chimney, and is adjusted and held equidistant on all sides from the top by guides and supports placed in the corners of the case.

To enable others skilled in the art to make and use my invention, I will proceed to describe its construction and operation.

A is the separate chimney-top.

a a, the shoulder for supporting it on the top of the chimney, the sides near the top being drawn in pyramidically to increase the draught and prevent the liability of reverse currents down the flue.

B is the case inclosing the separate chimney-top A. The top A is made of a suitable length for the purpose, having the lower portion let down in the flue

C sufficient to hold the top laterally, and supported by the shoulder a, as above described. The case is made enough larger than the top to form the air-passages h h, the size or diameter of the case corresponding with that of the exterior of the chimney.

Grooved guides e are attached to the inside corners of the case. These guides support the case on the top of the chimney, and, embracing the corners of the top A, keep the case at equal distances on all sides from the latter.

The bottom ends of the case are made to project outwardly and terminate in a cornice or molding, d, all around, so as to form an opening for the admission of air to the air-passages h h, and at the same time it serves the purpose of turning the rain off from the opening. This cornice will also assist in diverting a current of air into the air-passages; thus, if an upward current of air be produced therein, the downward pressure of the wind upon the smoke at the top will be checked and the smoke be permitted to escape freely without smoking the chimney.

The sides b of the case are paneled, and provided near the top with a cornice or molding, c, which, in connection with the cornice d, below, contributes to give the top of the chimney a highly-ornamental appearance.

I design making the top A and case B of galvanized iron or terra-cotta, but, with some slight modifications, I can make the same entirely of brick, if preferable, which may be done while building the chimney or at any time afterward.

Fig. 5 represents the top A as it would appear when made of galvanized iron or terra-cotta.

Having thus fully described my invention,

What I claim therein as new, and desire to secure by Letters Patent, is—

The separate chimney-top A and case B, forming the air-passages h, the case having an opening, h, and projection d all around, arranged and operating substantially as and for the purpose set forth.

RICHARD W. GRIFFITH.

Witnesses:

F. A. SCANLAN,
CHAS. F. MYERS.