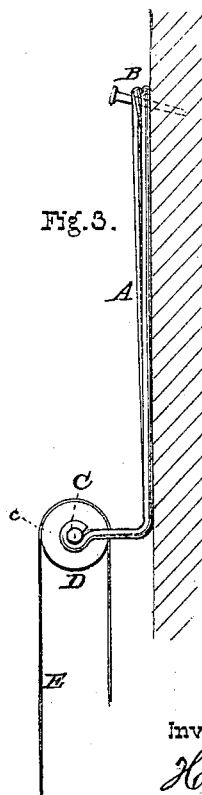
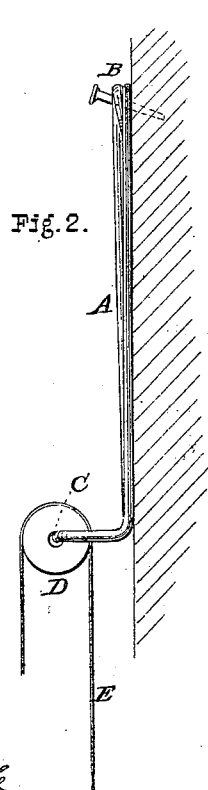
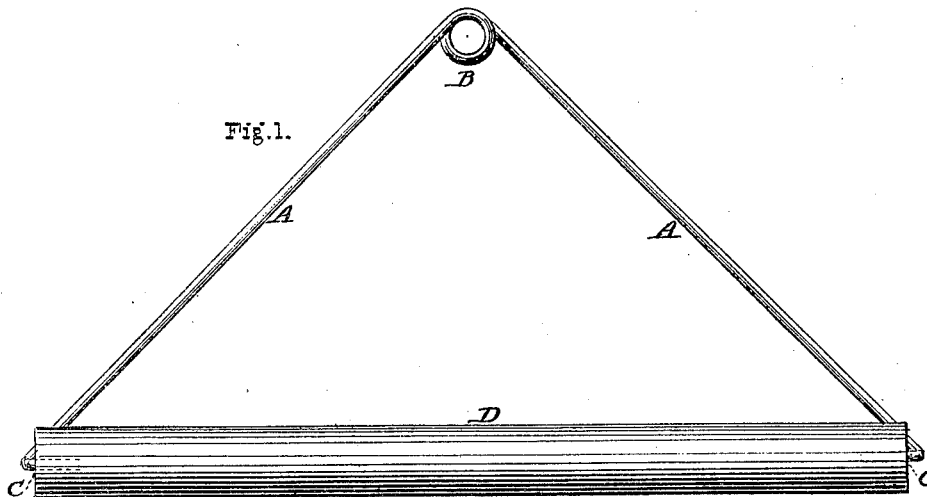


*H. Alsop,*

*Towel Holder.*

*No. 112,004.*

*Patented Feb. 21, 1871.*



Witnesses.

*Adelbert M. Merkle*  
*J. H. Poole*

Inventor.

*Henry Alsop, by*  
*Prindle & Dyer*  
Atty.

# United States Patent Office.

HENRY ALSOP, OF ELKHART CITY, ILLINOIS.

Letters Patent No. 112,004, dated February 21, 1871.

## IMPROVEMENT IN TOWEL-HOLDERS.

The Schedule referred to in these Letters Patent and making part of the same.

*To all whom it may concern:*

Be it known that I, HENRY ALSOP, of Elkhart City, in the county of Logan and in the State of Illinois, have invented certain new and useful Improvements in Towel-Holders; and do hereby declare that the following is a full, clear, and exact description thereof, reference being had to the accompanying drawing making a part of this specification, in which—

Figure 1 is a front elevation of my improved device;

Figure 2 is a side elevation of the same; and

Figure 3 is a like view of a modification of the same.

Letters of like name and kind refer to like parts in each of the figures.

My invention is an improvement in devices for suspending "roller towels" to or upon a wall, and consists in the construction of the spring frame upon which the roller is pivoted, and in its combination with said roller, substantially as and for the purpose hereinafter shown.

In the annexed drawing—

A represents the frame of the holder, consisting of a wire rod bent spirally one and one-half turn at its longitudinal center, so as to form an eye, B, from whence said rod extends downward and outward in either direction, until its ends are sufficiently separated to receive the desired length of roller when said ends are extended horizontally forward for a short distance, and then inward toward and in a line with each other, terminating in short journals C.

The roller D, of usual construction, is provided at or within each end with a socket, which corresponds to and receives one of the journals C, upon the latter of which said roller freely revolves.

A towel, E, attached together at its ends, so as to form an endless web, being placed upon the roller, the frame is suspended to or from a nail driven into the wall of a room, in which position the operation of the roller is the same as when pivoted within the usual brackets.

In order to remove or replace a towel, the arms of the frame are spread apart until the space between the ends of the journal is sufficient to permit of the removal from or insertion within the same of said roller; after which, upon releasing said arms, they will return to their usual position and be retained therein by the spring of the frame.

In fig. 3 is shown a modification of this device, in which the journals C are secured within the ends of the roller D, and revolve within suitable eyes *c*, formed upon the ends of the arms of the frame.

The advantages possessed by this device are durability and efficiency, combined with such simplicity of parts as to enable it to be furnished at a comparatively small cost.

Having thus fully set forth the nature and merits of my invention,

What I claim as new is—

The hereinbefore-described towel-holder, consisting of the frame A, provided with the eye B and pivoted bearing C, in combination with the roller D, substantially as and for the purpose specified.

In testimony that I claim the foregoing I have hereunto set my hand this 28th day of January, 1871.

HENRY ALSOP.

Witnesses:

WM. H. DAVIS,  
GEORGE FOWLER.