

H. J. Wattles,

Clothes Pin.

No. 112,303.

Patented Feb. 28. 1871.

Fig. 1.

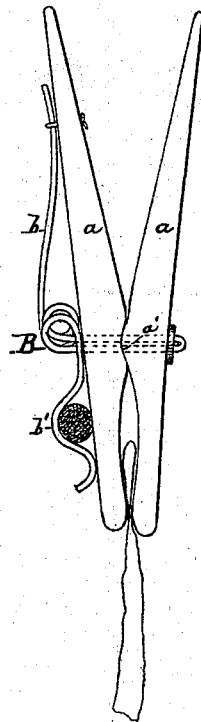


Fig. 2.


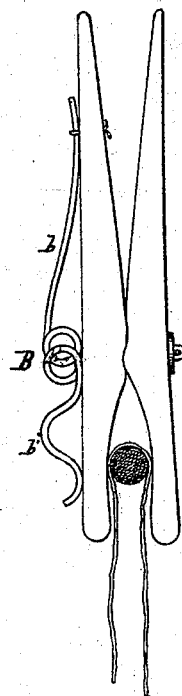


Fig. 3.



Witnesses:

S. J. Noyes
J. P. Theodore Lang.

Inventor

H. J. Wattles by
S. M. Beadle atty

United States Patent Office.

HIRAM J. WATTLES, OF ROCKFORD, ILLINOIS.

Letters Patent No. 112,303, dated February 28, 1871; antedated February 25, 1871.

IMPROVEMENT IN CLOTHES-PINS.

The Schedule referred to in these Letters Patent and making part of the same.

To all whom it may concern:

Be it known that I, HIRAM J. WATTLES, of Rockford, in the county of Winnebago and State of Illinois, have invented a new and useful Improvement in Clothes-Pin; and I do hereby declare that the following is a full and exact description of the same, reference being had to the accompanying drawing and to the letters of reference marked thereon.

This invention relates to that class of clothes-pins which is formed of two similar parts and provided with a spring, and consists of certain details of construction, which will be fully described hereinafter.

In the drawing—

Figures 1, 2, and 3 represent views of the pin in different positions.

To enable others skilled in the art to make and use my invention, I will now proceed to describe fully its construction and operation.

a a represent the two halves of the pin proper, which are united at *a'*, as shown.

B represents the spring. It consists of a single piece of wire bent double at about its center and passed through the parts *a a* of the pin, and there secured by means of a fastening-pin and washer, as is clearly shown in fig. 1.

The ends of the wire are coiled to form springs and bent in opposite directions, the part *b* serving to press

open the handles, and thus close the jaws of the pin, while the part *b'* serves as a clamp to grasp the rope, as is shown in fig. 1. If desired, however, the pin may be used in the ordinary manner, as shown in fig. 3, but the method above alluded to is believed to be preferable.

By means of this specific construction the pin may be first attached to the clothes while they are in the basket and within convenient reach, and the pin may then be secured to the rope, while with the old pin it is necessary first to fix the clothing on the line, and then put on the pin.

Having thus fully described my invention,

What I claim as new, and desire to secure by Letters Patent, is—

1. A clothes-pin, provided with a supplemental spring-clamp for grasping the line, as described.

2. The pin described, with its parts *a a* and spring *b b'*, when constructed specifically as shown and described, for the purpose set forth.

This specification signed and witnessed this 9th day of August, 1870.

HIRAM J. WATTLES.

Witnesses:

G. W. FORD,

A. H. SHERRATT.