

J. BIRCKHEAD, Jr.  
Stove Leg.

No. 112,314.

Patented Mar. 7, 1871.

Fig. 1.

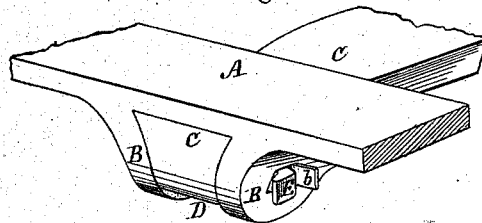


Fig. 2.

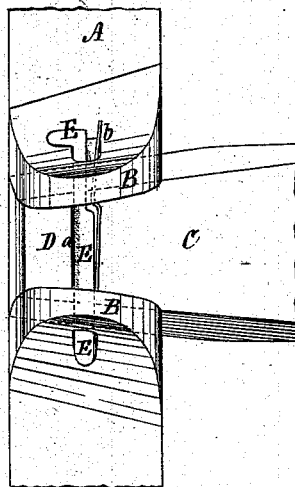


Fig. 3.

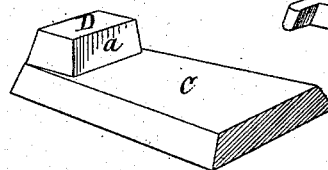
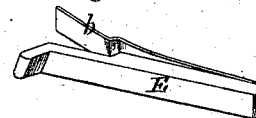


Fig. 4.



Witnesses.  
Chas. L. Wilson  
Edmund Mason

James Birkhead.  
By atty. A. B. Stoughton.

# United States Patent Office.

JAMES BIRCKHEAD, JR., OF BALTIMORE, MARYLAND.

Letters Patent No. 112,314, dated March 7, 1871.

## IMPROVEMENT IN STOVE-LEGS.

The Schedule referred to in these Letters Patent and making part of the same.

### *To all whom it may concern:*

Be it known that I, JAMES BIRCKHEAD, JR., of Baltimore, in the State of Maryland, have invented certain new and useful Improvements in the Manner of Fastening Stove Feet to their Plates; and I do hereby declare the following to be a full, clear, and exact description of the same, reference being had to the accompanying drawings making a part of this specification, in which—

Figure 1 represents a perspective view of the fastening;

Figure 2 represents a plan of the same as it appears on looking from below and upward;

Figure 3 represents, in perspective, the dovetail or key portion of the foot; and

Figure 4 represents, in perspective, the spring bolt for holding the foot to the stove-plate.

Similar letters of reference where they occur in the separate figures denote like parts in all the drawings.

My invention relates to a method of keying or bolting the feet of a stove to the stove-plate so that in moving the stove the feet will not become displaced, but can be readily removed when desirable to do so, or replaced in a moment, as will be explained.

On the stove-plate A are cast two lugs, B B; their faces forming a dovetailed opening, into which a dove-

tailed or wedge-shaped arm, C, cast on the stove-foot, can be slid, and in which it will snugly fit.

On the arm C, and projecting downward from it when in place on the stove-plate, there is cast or formed a flange or abutment, D, and through the lugs B B is made a bolt-hole that is in line with the face *a* of the abutment D, so that when the spring key or bolt E is passed through said openings or hole, and against the face *a* of the abutment, the foot shall be completely locked to the stove-plate.

The shouldered spring *b*, on the key or bolt E, firmly holds the key in place, as well when the foot is in its proper place as when it may be removed, and the keys or bolts are kept in their seats so as to be ready at hand when the feet are to be again applied.

Having thus fully described my invention,

What I claim therein as new is—

A stove-foot fastening composed of the lugs B B, arm C, and its shoulder D, and the self-locking spring bolt or key E passing through the lugs B B and against or behind the shoulder D, the whole constructed, arranged, and operating together, substantially as and for the purpose described and represented.

Witnesses: JAMES BIRCKHEAD, JR.

MUNROE SNELL,  
GUSTAV HEBLER.