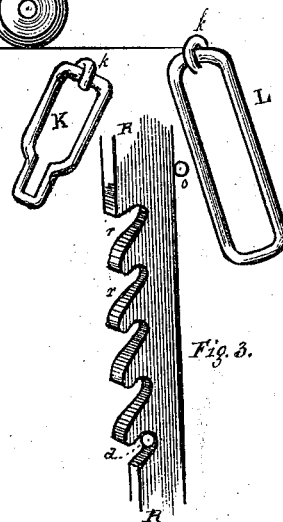
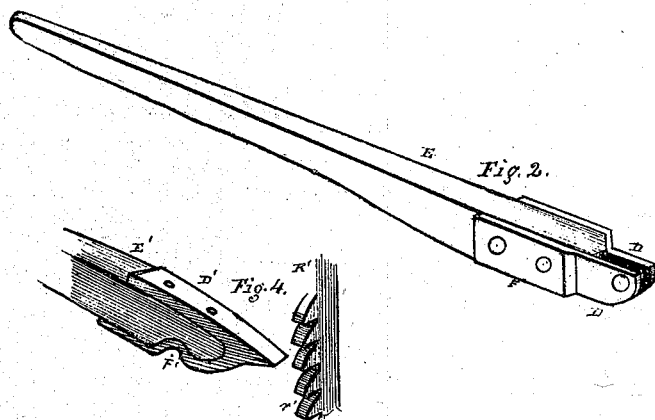
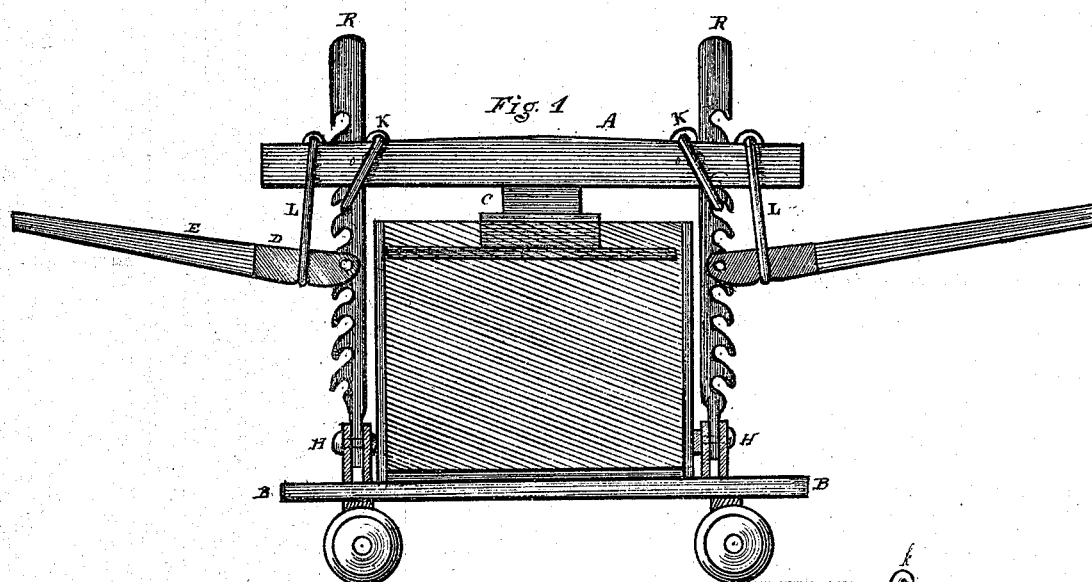


*A. N. Zell,*

*Tobacco Press.*

*No. 112,521.*

*Patented Mar. 7, 1871.*



Witnesses.

*W. B. Miles*  
*Jacob Stauffer*

Inventor.

*A. N. Zell*

# United States Patent Office.

ABRAHAM N. ZELL, OF LANCASTER, PENNSYLVANIA.

Letters Patent No. 112,521, dated March 7, 1871.

## IMPROVEMENT IN TOBACCO-PRESSES.

The Schedule referred to in these Letters Patent and making part of the same.

I, ABRAHAM N. ZELL, of the city of Lancaster, in the State of Pennsylvania, have invented certain Improvements on an ordinary Tobacco-Press, of which the following is a specification.

The object of my invention is to improve the common, cheap, and universally-used tobacco-press in this section and elsewhere, so as to prevent the wear on the ordinary saw-toothed rack and wedge-pointed lever when made as heretofore, which both speedily become worn smooth and rounded, so that the least lateral motion, under heavy pressure, is so apt to spring the end of the lever to one side, and with such force, as, in many instances, to cause serious injury to the operatives.

The drawing illustrates the old and my improvement, in which—

Figure 1 is a vertical section, showing the truck, box, levers, &c.

Figure 2, a perspective view of my improved lever.

Figure 3, of the improved rack.

Figure 4 shows the old wedge-toothed lever end or shoe and the saw-toothed rack, as in common use.

The hold and fulcrum-links are also shown separately, as used in both cases.

This simple improvement is readily comprehended, and a brief description will enable any one skilled in the art to make and use the same.

Friction-rollers *o*, behind the racks *R* in the mortices of the cross-beam *A*, through which the racks pass, would also add greatly to the machine to lessen friction.

The novelty consists in the construction of the rack-

notches and end of the lever. These notches have a circular recess and rounded hook-like teeth, as shown in the racks *R*, figs. 1 and 3.

The side irons *D* of the lever *E* are brought closer together, so as to receive the rack between them.

A stout iron pin, *d*, unites the side irons. This pin fills the circular recess in the notch of the rack, and, by the sides of the lever thus embracing the sides of the rack, and the point of contact adapted to each other, all tendency to a lateral motion or chance of slipping is prevented, much valuable time thereby saved, and all danger obviated; combining all these serious considerations, besides the durability and ease in the operation.

The rack *R* is hinged at *H*, secured to the bed *B* of a truck, on which the box to be filled is placed.

The top cross-beam *A*, with the blocking *C* and links *K L*, are the same as heretofore in use.

What I deem new, as an improvement on this kind of tobacco-press, is the application of the lever and rack, as shown and specified. Therefore,

What I claim is—

In the press herein described the arrangement of the hinged rack-bar *R*, links *K* and *L*, lever *E*, with pin *d*, notch *F*, and platens *A* and *B*, when all constructed and operating as shown and described, for the purpose set forth.

A. N. ZELL.

Witnesses:

W. B. WILEY,  
JACOB STAUFFER.