

S. M. Simonds,

Baby Tender.

No. 113,103,

Patented Mar. 28. 1871.

Fig. 1.

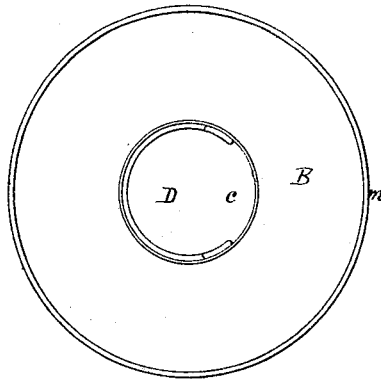


Fig. 3.

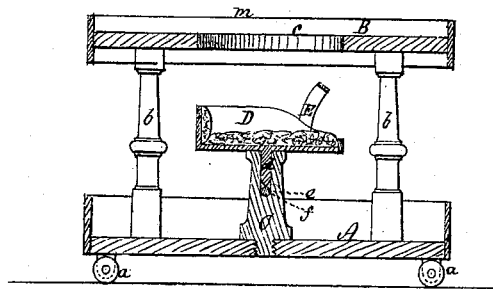
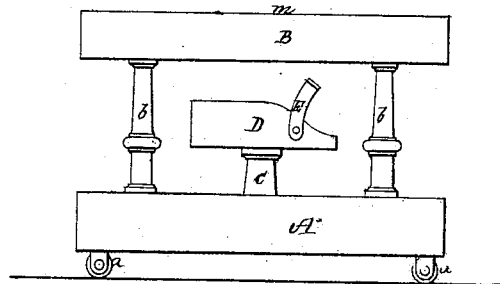


Fig. 2.



Witnessed
J. M. Root
F. Stanton Hubbard

Samuel M. Simonds
By his Attorney
Frederick Curtis

United States Patent Office.

SAMUEL M. SIMONDS, OF LYNN, MASSACHUSETTS.

Letters Patent No. 113,103, dated March 28, 1871.

IMPROVEMENT IN BABY-TENDERS.

The Schedule referred to in these Letters Patent and making part of the same.

Te all to whom these presents shall come:

Be it known that I, SAMUEL M. SIMONDS, of Lynn, in the county of Essex and State of Massachusetts, have made an invention of a new and useful Device which I denominate a Baby-Tender; and do hereby declare the following description to embrace the nature, purposes, and advantages of my invention, and the manner in which the same is or may be carried into practical effect.

The purpose of this invention is to "tend" a child, that is to say, to provide a means whereby it may be, when left alone, protected from injury, and at the same time have about it objects of amusement to occupy its mind without requiring the constant presence of a nurse or attendant; and to this end

My invention consists in the employment of a device composed of a base or bottom, provided with casters to trundle about a floor; of an annular table or shelf erected upon such base; and finally of a chair or seat swiveled centrally upon the base, and below and concentric with the circular opening of the table, the whole being so arranged that the base or bottom serves to receive the feet of the child, the chair to support its body, and the annular concentric table to contain its toys or other means of amusement.

The drawing accompanying this specification, and which illustrates in—

Figure 1, a plan;

Figure 2, a side elevation;

Figure 3, a vertical section of my invention, fully exhibits the nature of the same.

In the drawing—

A represents a flat base-plate or board, preferably circular in form, and from two to three feet in diameter, or thereabouts, the top of this base being covered with a soft fabric or upholstered in any suitable manner, while it is mounted at bottom upon casters *a, &c.*

B, in the accompanying drawing, denotes a flat horizontal annular board or table surmounting the base A, and erected upon it by the intervention of

suitable posts *b b*, &c., the table B being of a diameter about equal to that of the base, and being, with its central orifice *c* concentric with such base, a raised ledge, *m*, circumscribing the circumference of the table, for retaining in place thereupon such articles as would otherwise roll or slip off the same.

Upon the top of the base or bottom A, and centrally thereof, I erect a post or standard, C, while upon the top of this standard I swivel a seat or chair, D, at an altitude somewhat below the table B, a strap, E, being attached to the front portion of such seat, for the purpose of confining the child securely therein should it be found desirable.

In order that the seat may revolve with great freedom and, to prolong wear, I step its supporting stem or spindle *d* within a socket, *e*, formed in the post C, and rest the bottom of such column, which is reduced to a point, upon a spherical ball, *f*, deposited in the socket below it.

The child is placed upon the seat or chair D with its feet resting upon the bottom A, and the upper portion of its body protruding through and above the orifice *c* of the table B, the latter surrounding it, and serving, as before stated, to receive its playthings.

As the child, owing to the revolving seat, may turn itself about and use any portion of the table B, I am enabled to obtain in a small compass a much larger surface for this purpose than could be acquired in any other manner, and this fact constitutes one of the advantages of my invention.

Claims.

I claim—

1. In combination with the base A the annular table B, for purposes stated.

2. In general combination, the bottom or base-board A, table B, and seat D, substantially under the arrangement and for the purposes hereinbefore set forth.

SAMUEL M. SIMONDS.

Witnesses:

CHARLES H. MILLS,
EDW. GRIFFITH.