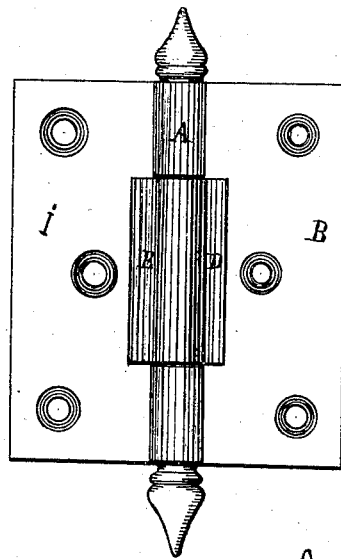


*S.H. Wheeler,*

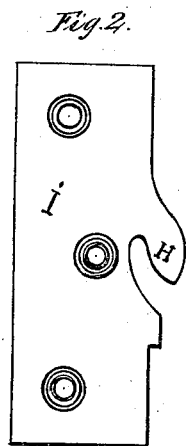
*Hinge.*

*No. 113,378.*


*Patented Apr. 4. 1871.*



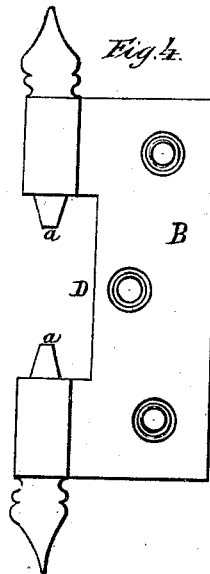
*Fig. 1.*



*Fig. 2.*



*Fig. 3.*



*Fig. 4.*

*Witnesses.*  
*Hollmann, Blanchard*  
*Henry Michael*

*Inventor.*  
*Shepherd W. Wheeler.*

# United States Patent Office.

SHEPHERD H. WHEELER, OF DOWAGIAC, MICHIGAN, ASSIGNOR TO HIMSELF, ENOS L. CHAPPELL, AND GUY E. CHAPPELL, OF SAME PLACE.

Letters Patent No. 113,378, dated April 4, 1871.

## IMPROVEMENT IN HINGES.

The Schedule referred to in these Letters Patent and making part of the same.

I, SHEPHERD H. WHEELER, of Dowagiac, county of Cass and State of Michigan, have invented certain Improvements in Hinges, of which the following is a specification.

My invention relates to that class of hinges known as "right-and-left detached leaf." One of the leaves is provided with a hook that grapples a stud in the cavity in the eye-piece. This hook may be introduced at either end at the eye-piece, and the leaf having the hooks may be detached without detaching the joint of the hinge, the object being to produce a cheaper and more convenient hinge, that may be readily adapted to a right or left-hand door, and that will allow the door to be removed from its hangings without taking out the screws by which the hinges are fastened to the wood-work.

To enable others to make and use my invention, I will describe its construction and operation.

In the accompanying drawing—

Figure 1 is a side elevation of a hinge embodying my invention; and

Figures 2, 3, and 4 are detached sections of the same, in which—

A represents a hinge made in three parts.

B is one of the leaves of the hinge.

This hinge is cut away at D to receive the eye-piece E. This eye-piece is U-shaped, having beveled eyes at each end connecting with a beveling slot through which the pintles *a a* pass in to their seat in the eye-piece E.

These pintles are made cone-shaped, and cast solid to the cylindrical part of the leaf B.

The U-shaped eye-piece E is slotted to receive the hook H on the leaf I. This hook engages with a lug cast in said slot.

The leaf I has the screw-holes countersunk on both sides, which admits of either side being applied against the wood-work, and consequently may be used as a right or left-hand hinge.

It will be seen that the leaf I is easily detached from the hinge, and whether this leaf is attached to the door or to the jamb-casing, the door may be easily detached without taking out the screws by which the leaves are fastened to the wood-work; and it will also be seen that the square end of the eye-piece E abuts against the door or jamb-casing, and either leaf may be scribed in without using a gauge, as is commonly done, thus saving time and labor in setting the hinges; and as this hinge may be all cast in the proper form to go together, it will require no drilling.

This hinge will be very cheaply manufactured, and will have all the strength that will be required if well made; and may be made of wrought-iron, substantially in the same form as the cast-iron ones hereinbefore described.

Having thus described my invention in such exact terms as I can give,

What I claim as new, and desire to secure by Letters Patent, is—

The hinge A, in three parts, being a combination of the leaf B, constructed with recess and short pintles, the U-shaped eye-piece slotted, with lug to engage a hook, and the leaf I, with projecting hook H, and screw-holes countersunk on both sides, all substantially as described, and for the purposes hereinbefore set forth.

SHEPHERD H. WHEELER.

Witnesses:

WELLMAN BLANCHARD,  
HENRY MICHAEL.