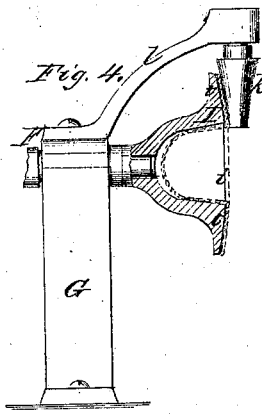
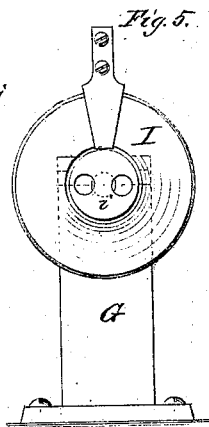
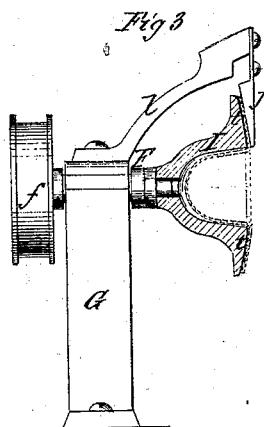
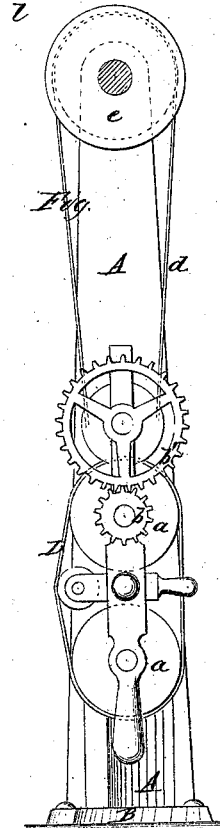
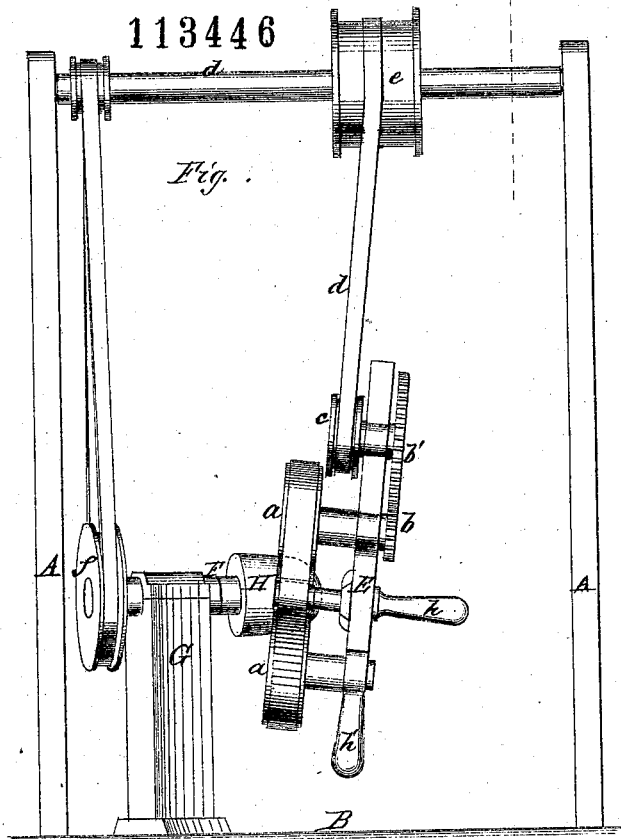


Pelisse & Stoute,
Pouncing Hats.

No. 113,440.

Patented April 4, 1871.



WITNESSES:
Abraham Moore
Harry L. Miller

INVENTORS:-
Augustus Pelisse
Geo. W. Stoute
by *H. H. Livingston*
their attorney

UNITED STATES PATENT OFFICE.

AUGUSTUS PELISSE AND GEORGE W. STOUTE, OF NEWARK, NEW JERSEY.

IMPROVEMENT IN MACHINES FOR POUNCING HATS.

Specification forming part of Letters Patent No. **113,446**, dated April 4, 1871.

To all whom it may concern:

Be it known that we, AUGUSTUS PELISSE and GEORGE W. STOUTE, both of Newark, in the county of Essex and State of New Jersey, have invented certain new and useful Improvements in Machinery for Pouncing Hats; and we hereby declare that the following is a full, clear, and exact description of the same, reference being had to the accompanying drawings, which form part of this specification.

Our invention consists in the combination, with a block or its equivalent for holding a hat, of an endless belt faced with sand-paper or other suitable pouncing material, or made wholly of such material.

In the accompanying drawings, Figure 1 is a front elevation of a hat-pouncing machine constructed according to our invention. Fig. 2 is an end elevation of the same, one of the uprights of the frame being removed and the main shaft cut on the line *x x*, Fig. 1. Figs. 3 and 4 are partly sectional and partly side views of mechanism for holding the brim of a hat while being pounced. Fig. 5 is a front view of said brim-holding mechanism.

Similar letters indicate like parts in all the figures.

Any suitable frame for supporting the working parts of the machine may be employed. We have shown two uprights, *A A*, and a bed-plate, *B*, the former supporting the main driving-shaft *C*.

D designates an endless belt which may be made of or faced or covered with any material suitable for pouncing. A leathern belt faced with sand-paper will answer the purpose, sand-paper being commonly employed as the pouncing medium. This belt passes over pulleys *a a*, and motion is imparted to it by rotating either or both of the pulleys *a a*. In the present instance a gear-wheel, *b*, is secured to the shaft of one of the pulleys, into which wheel *b* another gear-wheel, *b'*, meshes, the latter being secured to the shaft of a pulley, *c*, and the pulley *c* being rotated by a belt, *d*, passing over a pulley, *e*, on the main driving-shaft *C*. The pulleys *a a* are mounted in a suitable frame, *E*, and to facilitate their proper guidance and management of the

pouncing-belt during the pouncing operation we provide the frame *E* with handles *h h'*.

F designates a shaft mounted in a suitable standard, *G*, said shaft being provided at one end with a pulley, *f*, carrying a belt, *g*, which passes over a pulley, *f'*, on the driving-shaft *C*, whereby a rotary motion is imparted to the shaft *F*. To one end of this shaft *F* is secured the block which holds the tip of a hat or the brim, or both, in a proper position to be pounced. We have shown this shaft as capable of receiving, at pleasure, either a block, *H*, Fig. 1, for holding the tip, or a block, *I*, Figs. 3, 4, and 5, for holding the brim in proper position to be pounced. In the former case the hat is placed upon the block *H*, and the pouncing of the tip effected by bringing the belt against it. The block, with the hat on it, should revolve and the belt be running at this time. In the other case the block *I* receives the tip of the hat inside, and it is held there by a disk, *i*, as shown in Figs. 3 and 5. The brim is pressed out flat against the brim-board *t*, and a holding-plate, *j*, or friction-roller *k*, Fig. 4, suitably supported by an arm, *l*, is employed to keep the brim in place. The pouncing is effected by bringing the belt *D* in contact with the brim of the hat, the block *I* revolving at this time. Of course, the tip of the hat is to be secured when the other side of the brim is to be pounced.

It will therefore be seen from the foregoing description that we combine with the block or device for holding the hat in a hat-pouncing machine a yielding pouncing surface or device—one that can be applied effectually for pouncing either the tip or brim, or both, of a hat; that, by reason of the fact that the surface is yielding, there is little or no tendency to grind off the fine hair along with the coarse, thereby detracting from the appearance of the hat, it being desirable that a hat should have a furry exterior and an even one, too. Unyielding surfaces grind off the lumps in the felt, so as to expose the internal composition or the body of the felt, which, if done, injures the hat to a very material extent.

With our machine hats may be pounced in

a very successful manner, leaving them in as good a condition as when subjected to the tedious operation of a most careful pouncing by hand.

What we claim as our invention, and desire to secure by Letters Patent, is—

The combination, with a block for holding a hat, of an endless belt faced with sand-pa-

per, or composed, wholly or in part, of some other properly-rough material, substantially as and for the purposes herein specified.

A. PELISSE.

GEORGE W. STOUTE.

Witnesses:

T. B. BEECHER,

M. M. LIVINGSTON.