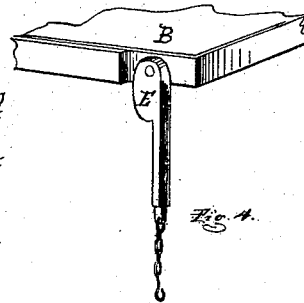
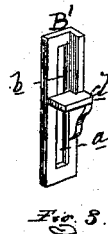
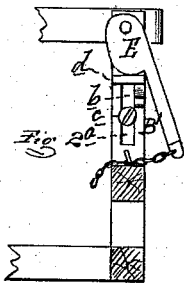
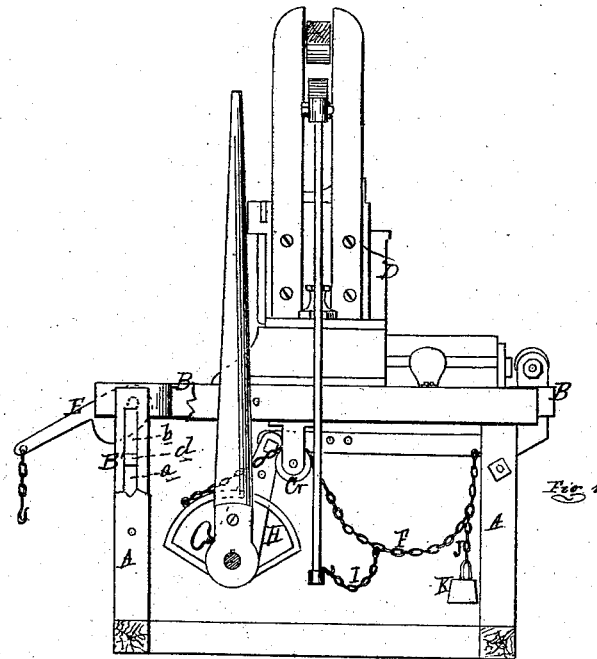


E. Hallett,

Brick Mach.

No. 113,514.

Patented Apr. 11. 1871.



ATTEST

W. F. Clark
Myron A. Church

INVENTOR

E. Hallett
per Atty
Thos. J. Sprague

United States Patent Office.

ENOCH HALLETT, OF HILLSDALE, MICHIGAN.

Letters Patent No. 113,514, dated April 11, 1871.

IMPROVEMENT IN BRICK-MACHINES.

The Schedule referred to in these Letters Patent and making part of the same.

To whom it may concern:

Be it known that I, ENOCH HALLETT, of Hillsdale, in the county of Hillsdale and State of Michigan, have invented a new and useful Improvement in Brick-Machines; and I do declare that the following is a true and accurate description thereof, reference being had to the accompanying drawing and to the letters of reference marked thereon and being a part of this specification, in which—

Figure 1 is a side elevation partially in section.

Figure 2 is a section showing the inner side of the cam for raising and lowering the table, and also the slotted plate in its attachment to the frame.

Figure 3 is a detached face view of the slotted plate.

Figure 4 is a section of the table showing a cam attached.

Like letters indicate like parts in each figure.

The nature of this invention relates to an improvement in the construction of brick-making machines, and is more especially designed as an improvement on the machine as secured to me by Letters Patent issued on the 14th day of August, A. D. 1866, and numbered 57,128.

The invention consists—

First, in the attachment of a short chain and counterbalance weight, for the purpose of keeping the chains always at a tension and preventing their kinking or running off the pulleys;

Second, in the adjustable rest to sustain the front end of the table; and

Third, in the arrangement of cam-levers, by means of which the table may be raised or lowered, as necessity may require.

In the accompanying drawing—

A represents a proper frame, which carries the operating parts of the machine and sustains the table B, which carries the molds under the mud-box D, where said molds are filled, and their contents filled, when the molds are carried on said table to the opposite or front side of the machine.

To enable the operator to adjust this table so that different thicknesses of brick may be made, I support the front end of the table in the following manner:

B' is a plate, one of which is secured to the inner side of each front leg of the frame, so that the upper end of the plates is flush with the top of the frame.

This plate is provided with two slots, *a b*, and proper bolts, *c*, pass through these slots to secure said plates to the legs.

The plate is also provided with an inwardly-projecting rigid ledge, *d*.

The lower front edge of the table B may rest upon the ledge *d*, which may be raised or lowered by means of the bolts *c* and slots *a b* in the plate B', thereby allowing thinner or thicker molds to be passed under the mud-box and pressing devices.

I prefer, however, to pivot the lever-cams E to the front corners of the table B in such a manner that they will engage with and rest upon the ledges *d*; and when stones or other hard substances may accidentally have been mixed with the mud by means of the cams, the bed or table may be instantly lowered to remove such substances.

The chain F is secured at one end to the rear end of the frame A, and thence passes over the pulleys G, and is secured to the front side of the circumferential edge of the segment H, and has secured to it a short chain, I, the opposite end of which is fastened to the rod, by means of which the follower in the mud-box is raised when required, as fully described in the hereinbefore-mentioned Letters Patent.

This chain F has been found, in practice, frequently to kink, and to be easily thrown off the pulley. To avoid this difficulty I attach to said last-mentioned chain a short chain, J, and weight K, so that a tension is always kept on the chain F; kinking and running off the pulley is prevented.

What I claim as my invention, and desire to secure by Letters Patent, is—

1. In combination with the chains F I, pulleys G, segment H, and the plunger-rod in brick-machines, the chain J and weight K, constructed and arranged substantially as described, for the purposes set forth.

2. In combination with the frame A and table B, in brick-machines, the plate B', provided with ledge *d*, when constructed, attached, and operating substantially as and for the purposes set forth.

3. In combination with the plate B' provided with ledge *d* and the table B, in brick-machines, the cam E, when the several parts are constructed and arranged to operate substantially as and for the purposes set forth.

ENOCH HALLETT.

Witnesses:

THOS. S. SPRAGUE,
H. F. EBERTS.