

H. Mackinnon,

Trunk.

No. 113,538.

Patented Apr. 11, 1891.

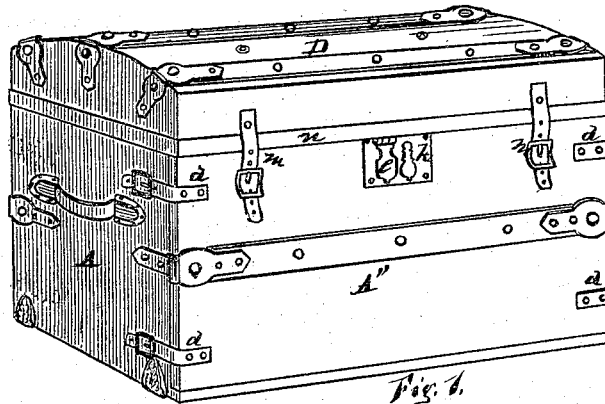


Fig. 1.

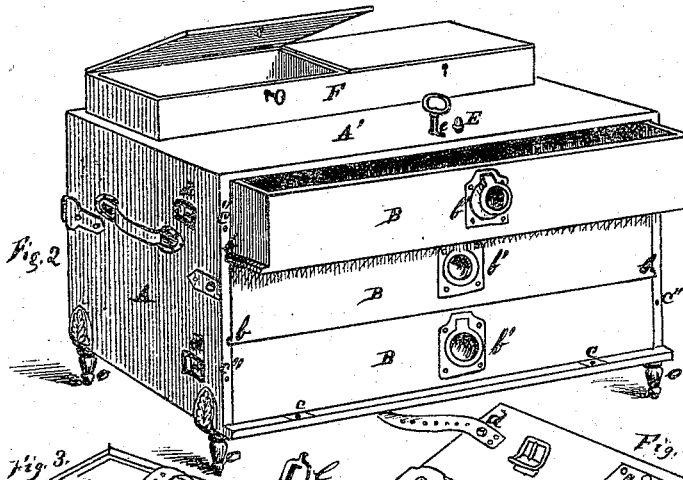


Fig. 2.




Fig. 3.

Fig. 4.

Witness
Geo. T. Smith
C. C. Wyman

Inventor,
Hector Mackinnon

UNITED STATES PATENT OFFICE.

HECTOR MACKINNON, OF CLEVELAND, OHIO.

IMPROVEMENT IN BUREAU TRAVELING-TRUNKS.

Specification forming part of Letters Patent No. **113,538**, dated April 11, 1871.

I, HECTOR MACKINNON, of Cleveland, in the county of Cuyahoga and State of Ohio, have invented a certain new and useful Bureau Traveling-Trunk, of which the following is a specification:

The nature of this improvement relates to the construction of a traveling-trunk having its front side detachable, and the body provided with a series of drawers arranged for holding the articles usually placed in a trunk, the top or lid being also detachable, and there is also on the top of the body or bureau a raised portion having lids or drawers, in which small articles may be kept.

In the drawing, Figure 1 is a perspective view of the trunk closed, ready for transportation. Fig. 2 is a perspective view of the body of the trunk with the lid and front board removed, showing it as arranged as a bureau. Fig. 3 is the lid or top detached. Fig. 4 is the front board detached.

A, Figs. 1 and 2, represents the body of a trunk, which may be made of suitable dimensions and form, and in the usual style and finish, except that the front side is made detachable and the top of the body is covered, as seen in Fig. 2 at A', leaving the front side open for the insertion of drawers B B. The said drawers are made in the usual form of bureau-drawers, except that the bottom boards of them, all but the lower drawer, project sufficiently to form a rabbet, *b*, which runs in a groove cut for that purpose in the end boards of the trunk. The fronts of the said drawers are provided with suitable pulls *b'*, lying in flush with the fronts, so as not to obstruct the placing of the front board, A''.

The bottom of the body A projects outward the thickness of the front board, A'', and is provided with holes *c c*, in which pins *c'* on the lower edge of the board A'' enter. There are also holes *c''* in the edge of the end boards of the body A for the pins *c'''* on the side board, A''. Straps and buckles *d d* are also provided for securing the board A'' in place.

The drawers B B are locked by a rod, E, which passes down through the top board, A',

and near the front of the drawers to the bottom, and it is secured in place by a lock, *e*, placed in the top A', the bolt of which enters a hole just under the head of the rod.

On the top of the bureau is a raised portion, F, having lids, the lower sides of which may be provided with mirrors.

The lid D of the trunk is made detachable by having the eyes of the hinges in the leaves of the hinges attached to the body open, and that portion of the lid not covering the part F contains a compartment provided with a lid, *g*, for containing soiled clothes or linen.

The front board, A'', has a trunk-lock, *k*, attached to it, in which the hasp *l* on the lid D engages, by which the trunk is locked, an iron band, *n*, on the lid reaching over and assisting in securing the front board, A''. Straps and buckles *m m* are also employed for a similar purpose. Short legs *o o* are also provided, which may be screwed into the bottom corners of the trunk to raise it from the floor, and thus making it more convenient.

By this mode of constructing a trunk several important advantages are gained — namely, by the employment of drawers the various articles of apparel can be placed in separate compartments, and be thus easily got at when wanted without the necessity of overhauling the whole trunk. It is equally as strong in construction, and is much neater and pleasing in appearance.

I claim as my invention—

1. In combination with the body A and drawers B B of the trunk, the rod E, secured by a separate locking device, as at *e*, substantially as and for the purpose set forth.

2. An improved bureau-trunk composed of a body, A A', with raised portion F, drawers B, and locking device E' *e'*, detachable top D, and the detachable front side, A'', all constructed and arranged substantially as herein shown and described.

HECTOR MACKINNON.

Witnesses:

GEO. W. TIBBITTS,
C. E. WYMAN.