

A. F. WYKER.  
WINE PRESS.

No. 113,609.

Patented Apr. 11, 1871.

Fig. 1.

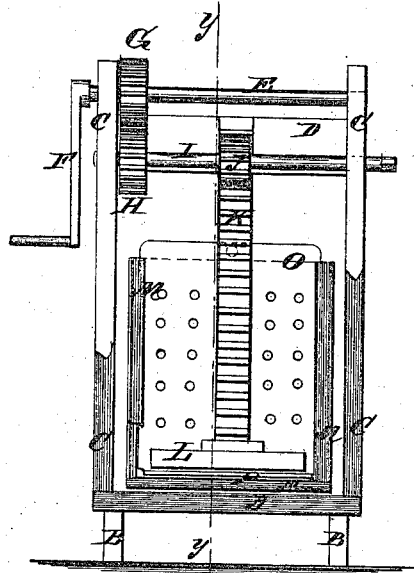


Fig. 2.

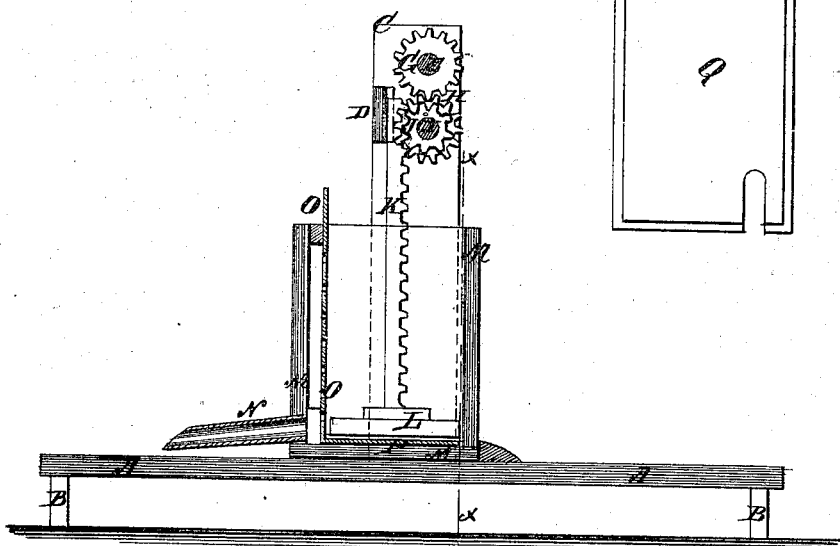
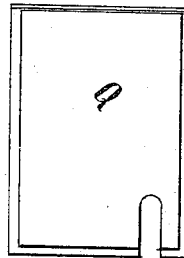


Fig. 3.



Witnesses:  
John Beecher.  
Wm H. C. Smith.

Inventor:  
A. F. Wyker.

PER

*Munnell*  
Attorneys.

# United States Patent Office.

ABRAHAM F. WYKER, OF SOUTH EASTON, PENNSYLVANIA.

Letters Patent No. 113,609, dated April 11, 1871.

## IMPROVEMENT IN WINE-PRESSES.

The Schedule referred to in these Letters Patent and making part of the same.

### *To all whom it may concern :*

Be it known that I, ABRAHAM F. WYKER, of South Easton, in the county of Northampton and State of Pennsylvania, have invented a new and useful Improvement in Wine-Press; and I do hereby declare that the following is a full, clear, and exact description thereof which will enable others skilled in the art to make and use the same, reference being had to the accompanying drawing forming part of this specification, in which—

Figure 1 is a vertical cross-section of my improved press taken through the line *x x*, fig. 2.

Figure 2 is a vertical longitudinal section of the same taken through the line *y y*, fig. 1.

Figure 3 is a detail view of a modified form of the slide.

Similar letters of reference indicate corresponding parts.

My invention consists in a new way of removing the refuse of a press by a detachable receiver inserted in and forming a false bottom for the press-box, that receives and holds the refuse until lifted out and discharged.

A is the bed-plate or bench of the press, which is supported upon legs B of such a length as to raise the press to a convenient height.

To the sides of the middle part of the plate or bench A are attached the lower ends of two standards, C, the upper parts of which are connected and held in their proper relative positions by a cross-bar, D.

E is a shaft, which revolves in bearings in the upper ends of the standards C.

One end of the shaft E is squared off to receive the crank F, by means of which the press is operated.

To the shaft E, near the inner side of one of the standards C, is attached a gear-wheel, G, the teeth of which mesh into the teeth of the smaller gear-wheel H attached to the shaft I, which revolves in bearings in the standards C, and the end of which opposite the projecting end of the shaft E projects and is squared off to receive the crank F, so that the said crank may be connected with one or the other of the said shafts according as it is desired to work the machine with greater or lesser force.

To the middle part of the shaft I is attached a

small gear-wheel, J, the teeth of which mesh into the teeth of the rack-bar K, which passes down vertically, and to the lower end of which is attached the follower L, by the descent of which into the press-box the pressing is done.

The rack-bar K passes down between the gear-wheel J and the cross-bars D, by which cross-bar the said rack-bar is held up against the said gear-wheel.

M is the press-box, which is made of such a size as to fit into the space between the standards C, and which is provided with a spout, N, leading out from the lower part of said box, to conduct the wine, lard, or other substance into a receiver.

O is a slide, placed parallel with and at a little distance from that side of the box M from which the spout N leads, and the edges of which work in grooves in the sides of the said box.

The slide O is perforated with numerous small holes, through which the wine, lard, &c., flows into the space between the slide O and the side of the box, and passes out through the spout N.

The slide O I prefer to make of strong sheet-iron, and its lower part is bent inward at right angles to form a false bottom, P, to the box M, so that, when the pressing has been completed, the refuse may be removed from the box M by simply drawing out the said slide O P.

When sausages are to be pressed the slide O P is removed and replaced with the slide Q, which works in the same grooves, and is made thicker than the slide O, so as to leave no space between it and the side of the box M.

The slide Q is made without perforations, except a large one in its lower part directly opposite the mouth of the spout P, so that the sausage may be forced directly into the said spout.

Having thus described my invention,

I claim as new and desire to secure by Letters Patent—

The detachable perforated slide O P, formed of two sheets placed at right angles to each other, when applied to a press, as and for the purpose specified.

ABRAHAM F. WYKER.

Witnesses:

PETER S. BEIDLER,  
WILLIAM WEISS.