

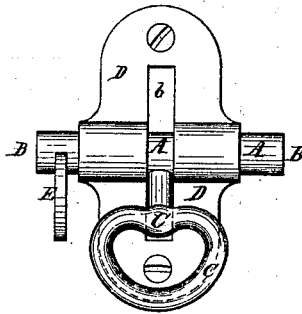
*E. S. Bitner.*

*Door Latch.*

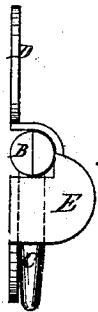
*No. 113729*

*Patented Apr. 18. 1871.*

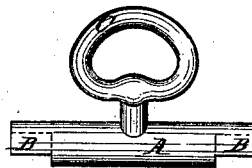
*Fig. 1.*



*Fig. 2.*



*Fig. 3.*



*Witnesses.*

*E. W. Batchelder  
James Zindel*

*Inventor.*

*E. S. Bitner.*

# United States Patent Office.

ELI S. BITNER, OF LOCK HAVEN, PENNSYLVANIA.

Letters Patent No. 113,729, dated April 18, 1871.

## IMPROVEMENT IN DOOR-LATCHES.

The Schedule referred to in these Letters Patent and making part of the same.

I, ELI S. BITNER, of the city of Lock Haven, in the county of Clinton and State of Pennsylvania, have invented certain Improvements in Door-Latches, the particulars of which are fully set forth in the following specification and accompanying drawing.

### *Nature and Objects of the Invention.*

The main points in the construction of latches for doors are simplicity, durability and ease, and convenience of operating. These I have endeavored to secure in my revolving latch for closet doors, which I construct as follows, reference being had to the accompanying drawing, of which—

Figure 1 is a front view.

Figure 2 is an edge or end view.

Figure 3 shows the cylinder and the gravity-knob or ring.

### *General Description.*

A is a solid cylinder of metal, having a portion removed or cut out at each end B B for both right and left doors, so that the concussion against the striker E, when closing the door, causes the cylinder to revolve or turn in its seat and lift the thumb-piece or knob C to such a height that, when the door is fully closed, said thumb-piece or knob will cause the cylinder to turn in the opposite direction, resuming its original position with the end in the recess of the catch or strike E, so as to secure the door when closed.

For securing the cylinder to the door I use a flat metal hasp or staple, D, having a slot, *b*, or two separate hasps, so bent as partly to encircle the cylinder,

which may be partly imbedded or placed entirely upon the surface of the door, and secured thereto by means of screws or nails. The thumb-piece or knob C may be made of metal, porcelain, or any other suitable material. The strike is made of metal in the ordinary manner, as for common latches, and recessed for the reception of the semi-cylindrical end of the latch, and secured to the door-jamb by means of screws or otherwise.

I do not limit myself to any particular size or length of cylinder or form of strap for securing it to the door; nor do I limit myself to any particular size or form of thumb-piece or knob; but I construct them of such size and such proportions as will best adapt them to the purpose and for the use intended, having the knob or thumb-piece of such weight that, by its gravity, the cylinder is compelled to turn in its seat and secure the door when closed.

### *Claim.*

What I claim, and desire to secure by Letters Patent, is—

A cylindrical revolving door-latch, having a portion of the cylinder removed, so that, when it comes in contact with the strike, it turns in its seat, raising the weight or knob, which, when the door is fully closed, causes the cylinder to turn and fall into the recess of the strike, thereby securing the door.

ELI S. BITNER.

Witnesses:

G. W. BATCHEL,  
JONAS ZINDEL.