
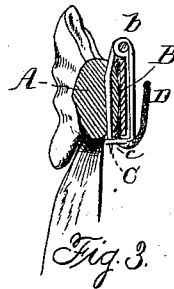
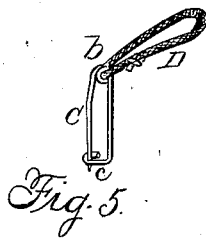
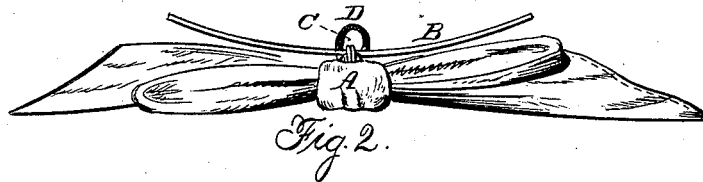
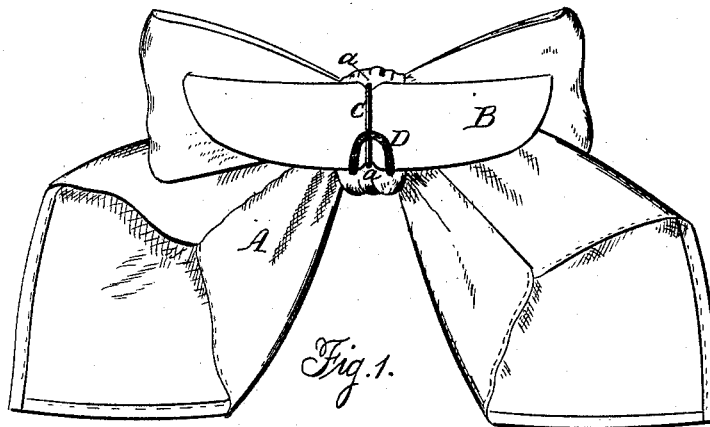


C. P. LAWTON.
Necktie-Fastener.

No. 113,780.

Patented Apr. 18, 1871.



Witnesses

Charles Amberg
A. E. Girrell

Inventor

Christopher P. Lawton

United States Patent Office.

CHRISTOPHER P. LAWTON, OF WEBSTER, MASSACHUSETTS, ASSIGNOR TO
HIMSELF AND EBEN A. DAY, OF SAME PLACE.

Letters Patent No. 113,780, dated April 18, 1871.

IMPROVEMENT IN NECK-TIE RETAINERS.

The Schedule referred to in these Letters Patent and making part of the same.

To all whom it may concern:

Be it known that I, CHRISTOPHER P. LAWTON, of Webster, in the county of Worcester and State of Massachusetts, have invented certain new and useful Improvements in Backing Piece for Neck-Ties; and I do hereby declare the following to be a full, clear, and exact description of the same, reference being had to the accompanying drawing which forms a part of this specification, in which—

Figure 1 represents a back view of a neck-tie provided with one of my improved backing pieces;

Figure 2 represents a top view of the same;

Figure 3 represents a transverse central section of the tie and backing piece;

Figure 4 represents a view of the backing piece when separate from the other parts; and

Figure 5 represents a view of the holding pin and elastic loop.

To enable those skilled in the art to which my invention belongs to make and use the same, I will proceed to describe it more in detail.

The nature of my invention consists in the special construction of a retainer for neck-ties, as hereafter fully described.

In the drawing the part marked A is the bow or tie, which can be made of any desired form or material.

B indicates the backing piece, which is formed of a thin piece of hard rubber, and is fashioned of the form shown.

Notches or depressions *a a* are formed at its upper and lower edges to receive the wire of the holding-pin C, by means of which the backing piece is secured to the tie A. The back piece B is slightly curved, so that it will fit the neck of the wearer, and its ends properly rounded off.

The pin C is of the form shown in fig. 5. It is formed of a single piece of wire, bent so as to form a loop, *c*, at its lower end to hold the point of the pin, and at the upper part it is bent so as to form a ring or eye, *b*, through which is arranged an elastic loop, D, for securing the neck-tie to the collar-button when in use.

The backing piece B is attached to the tie A by passing the pin C through the fabric of the tie and catching its point in the loop *c*, as indicated in fig. 3, the elastic loop D having been first drawn down to the lower side of the back piece B, so that it will be in proper position for use.

The neck-tie is secured in position upon the neck of the wearer by looping the elastic D over the collar-button and slipping the ends of the backing piece B beneath the ends of the collar.

It will be observed that my improved back for neck-ties is of great practical value, and possesses many advantages over the ordinary back pieces. Among the advantages may be named the following:

It can be applied to a great variety of ties and bows; it is durable and will not readily get out of shape; it is not affected by perspiration, and is much neater and easier to keep clean than the ordinary backing.

The elastic loop D being secured in the upper part of the pin, then carried down and beneath the backing piece, gives sufficient length to the loop, so that it is not liable to break when drawing upon it to loop it over the collar-button, and when looped over the button it draws upward upon the lower edge of the back piece, and thereby causes the tie A to fit closely up between the ends of the collar.

Having described my improved backing piece for neck-ties,

What I claim therein as new and of my invention, and desire to secure by Letters Patent, is—

1. The combination, with the bow or neck-tie A, of the notched rubber shield or retainer B and the holding-pin C, substantially as and for the purposes set forth.

2. In the combination with the elements of the first claim, the loop D, or equivalent device, for attachment to the shirt-button.

CHRISTOPHER P. LAWTON.

Witnesses:

CHAS. H. BURLEIGH,
A. E. PEIRCE.