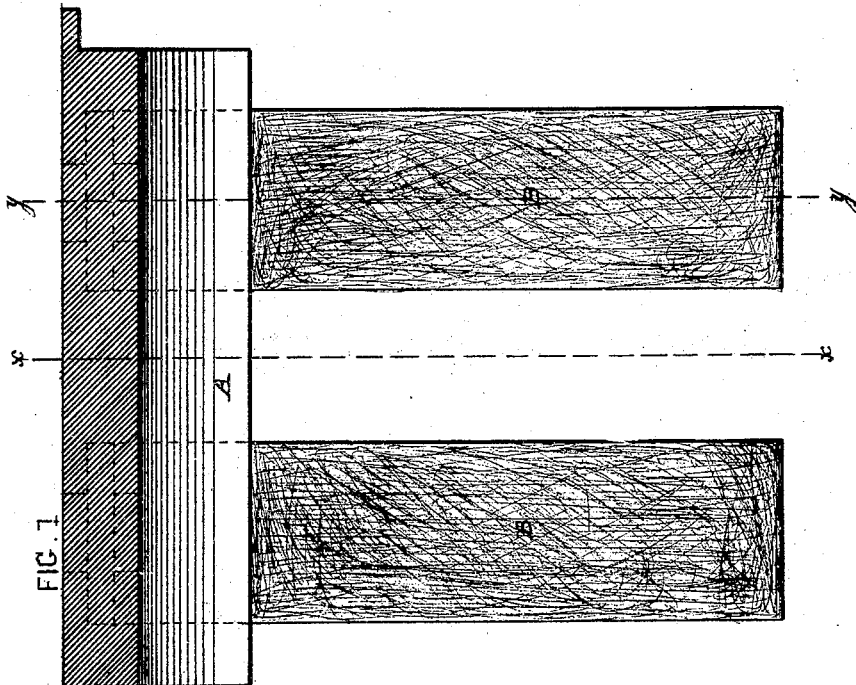
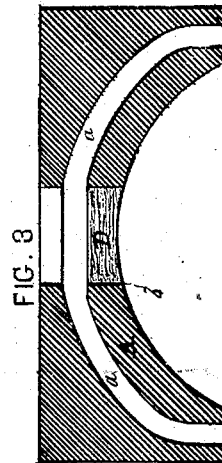
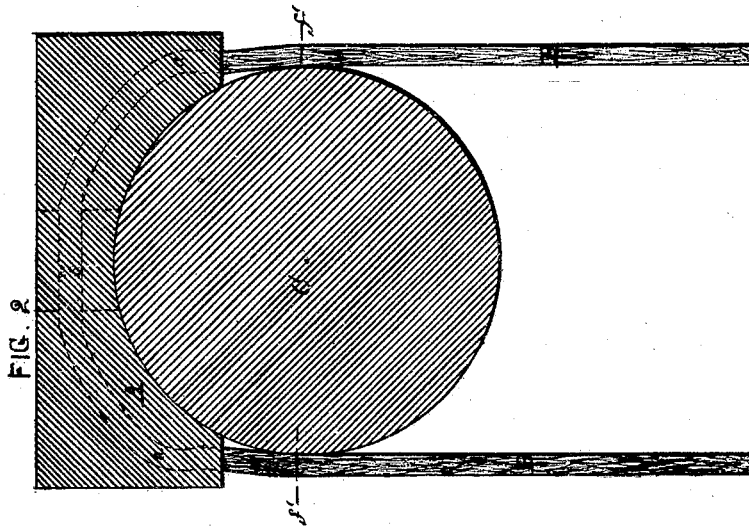


*P. S. Devlan,*  
*Journal Bearing.*

*No. 113860.*

*Patented Apr. 18 1871.*



WITNESSES

*Thomas J. Dewley.*  
*H. Ashton Henry.*

INVENTOR

*Patrick S. Devlan*  
*By his Atty,*  
*Stephen Utick*

# United States Patent Office.

PATRICK S. DEVLAN, OF JERSEY CITY, NEW JERSEY.

Letters Patent No. 113,860, dated April 18, 1871.

## IMPROVEMENT IN LUBRICATORS FOR JOURNALS.

The Schedule referred to in these Letters Patent and making part of the same.

I, PATRICK S. DEVLAN, of Jersey City, in the county of Hudson and State of New Jersey, have invented certain Improvements in Self-Lubricating Journal-Bearing, of which the following is a specification.

The nature of my invention consists of one or more pieces of felt or other textile fabric combined and arranged in cross-openings which run from the under edges of the journal-bearing through the same and above the journal, the ends of the felt passing down over each side of the journal and resting on the bottom of the box, so as to take up the oil for distributing it upon the journal; the oil passes up the felt by capillary attraction, and is supplied to one or more plugs of felt or other fibrous or porous material connecting with the wearing surface of the bearing, whence it passes onto the journal.

The construction and operation of the lubricating device will be understood by the following description.

In the accompanying drawing, which makes a part of this specification—

Figure 1 is a longitudinal section of a journal-bearing of a railroad car with pieces of felt B in connection therewith.

Figure 2 is a cross-section of the same and a journal in connection therewith taken at the line *xx* of fig. 1.

Figure 3 is a cross-section of the box without the felt and journal at the line *yy* of fig. 1.

Like letters in all the figures indicate the same parts.

A is a journal-bearing, which has cross-openings *a* that are seen clearly in fig. 3.

In each opening a piece of felt or other fibrous fabric is placed, the ends of which hang down each side of the journal C and lie on the bottom of the box.

There is a hole, *b*, in connection with each opening *a*, which is filled with fibrous or porous material that is brought into contact with the journal C.

Other analagous means may be used to make the connection between the lubricating strips and the wearing surface of the bearing, or the strip itself may be brought into contact with the journal by passing it through a suitable opening.

The oil, being taken up by the ends of the pieces of felt B, is conveyed up to the plugs D, which distribute it upon the journals as the latter revolves.

The inner sides of the pieces B lying against the sides of the journal, as seen in fig. 2, also distribute a quantity of oil upon the same. Hence an even and ample supply of oil is distributed upon the journal in its revolutions.

I do not claim, broadly, the use of a strip or strips of felt, or other equivalent material, for supplying oil to journal-bearings, as such a feature exists in other lubricators.

What I claim as my invention, and desire to secure by Letters Patent, is—

The transverse openings *a* through the body of the bearing, and the connected holes *b*, in combination with the absorbent strips B, which touch the journal and lubricate it at points *x' x'*, and plugs D, arranged and operating in relation to the journal C and oil-reservoir substantially as described.

In testimony that the above is my invention I have hereunto set my hand and affixed my seal this 12th day of December, 1870.

PATRICK S. DEVLAN. [L. s.]

Witnesses:

WM. LARGELOVE,  
THOMAS J. BEWLEY.