

W. H. SMITH.

Improvement in Grocers' Canisters.

No. 114,360.

Patented May 2, 1871.

Fig. 1,

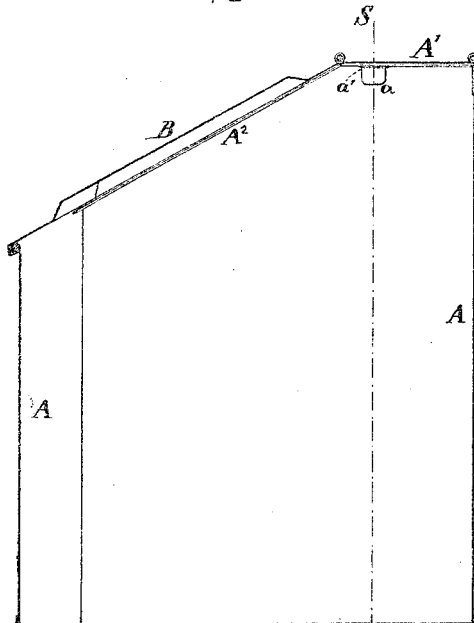


Fig. 2,

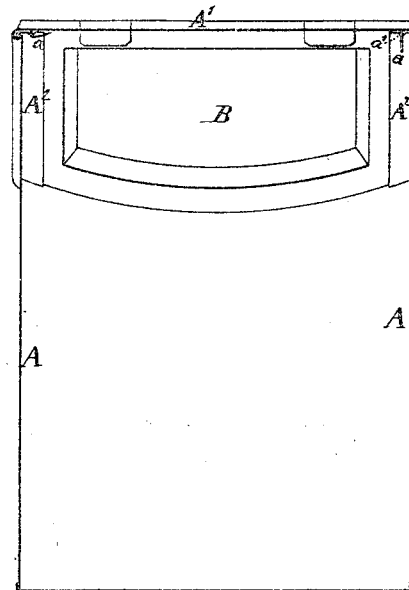
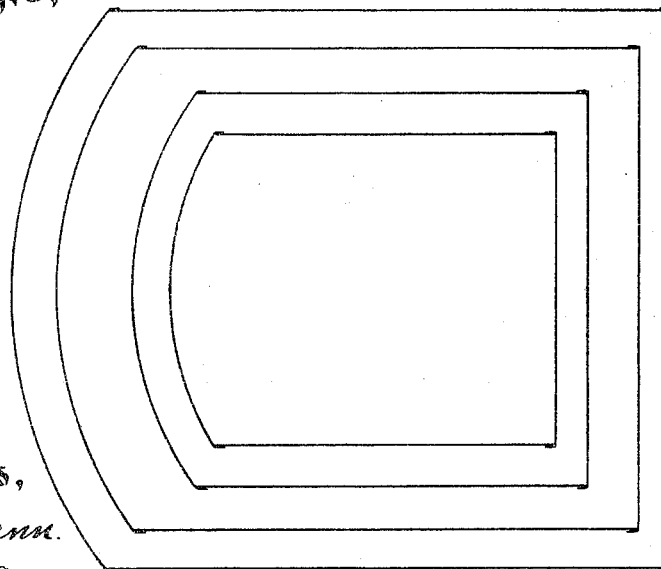


Fig. 3,



Witnesses,  
A. Floermann.

C. C. Livings

Inventor,  
W. H. Smith

By his attorney, J. S. Stevens

# United States Patent Office.

WILLIAM H. SMITH, OF PORTLAND, CONNECTICUT, ASSIGNOR TO THE HEATH & SMITH MANUFACTURING COMPANY, OF SAME PLACE.

Letters Patent No. 114,360, dated May 2, 1871.

## IMPROVEMENT IN GROCERS' CANISTERS.

The Schedule referred to in these Letters Patent and making part of the same.

*To all whom it may concern:*

Be it known that I, WILLIAM H. SMITH, of Portland, in the county of Middlesex, State of Connecticut, have invented certain new and useful Improvements in Grocers' Canisters.

The object of the invention is to allow the nesting of canisters of different sizes—the smaller within the larger.

It is practicable by means of this invention to nest four together. This greatly facilitates the storing and transportation of these thin and delicate articles.

The ordinary grocers' canister having a swelled front with an inclined hinged cover over a portion of the top, and a flat permanent cover over the remainder of the top, is a familiar article of manufacture, and is used in grocery-stores in all parts of the Union.

The improved construction presents precisely the same appearance, and serves in all respects the same purposes when in use; but that portion of the top which is usually fixed is, in this improved construction, hinged, and is capable, in common with the other or ordinarily-hinged portion, of being opened and folded back. This movement opens the whole top of the canister, and allows another of a little smaller dimension to be easily introduced or removed.

By properly packing with paper or other soft material between I can inclose three or other number of different sizes within one of the largest-sized canisters.

It is universally necessary to pack these delicate articles in stout boxes for shipment.

This invention allows the goods to be packed, shipped, and delivered at a lower price than has been possible heretofore, by reason of the diminished space occupied and the decreased charges for freight, and, also, by reason of the smaller number of packing-boxes required.

The following is a description of what I consider the best means of carrying out the invention.

The accompanying drawing forms a part of this specification.

Figure 1 is a central vertical section of a single canister. It is in the closed condition, but without the flat portion of the top having been locked down. It is ready to be entirely opened.

Figure 2 is a section on line S S in fig. 1, with flat part of the top locked down.

Figure 3 is a horizontal section of a full-set nested together.

Similar letters of reference indicate corresponding parts in all the figures.

A is the main body of the canister;

A' is the flat or level portion of the top; and

B is the part which is ordinarily hinged.

The canister may be made and ornamented in any desired style in regard to the swell of the front, the proportions of the height to the horizontal dimensions, &c.

The drawing represents what is the ordinary stand-

ard style. It is richly decorated on the exterior, and may be lettered to indicate the contents—the different spices, &c.

The portion B may be of the ordinary construction and arrangement in every respect. It is hinged to the portion A' by the ordinary hinges; but the portion A', instead of being soldered fast at the back and sides to the main body A, is made a little stiffer than usual, and is hinged at the back and provided with fastening-plates *a a*, which are fixed at right angles on the inside of the part A', near each end, and are made to match nicely into corresponding slots *a'* in a lip, A<sup>2</sup>, which is turned inward at the upper edge of the main body, as represented.

The canisters are packed one within the other, with their respective tops A' B in their proper positions, but with the parts *a* fitting loosely in their respective slots *a'* in the lips A<sup>2</sup>.

In unpacking the goods the entire top B and A' of the largest canister is opened and the entire contents are removed. The part A of the large canister is now folded down to its place, so that the plates *a a* extend down fairly through their respective slots *a'*. Now, by means of the fingers or any suitable tool, these plates *a* are bent into a horizontal position below the lips A<sup>2</sup>, and the top A' is thus securely locked down, and thereafter serves as a permanent fixed cover to that part of the canister, the same as if it were soldered in position, allowing the portion B only of the top to serve as a hinged top in all the proper usage of the canister.

The same operation is performed with the other interior canisters—that is to say, the next (the second size) has its entire top opened like the first, and the contained canisters are removed, and the top of each in succession is thus permanently adjusted.

It will be rarely required to ever repack a set of canisters after they have been first unpacked; but if this should ever be necessary the plates *a* may be again straightened out and withdrawn from their slots *a'* and the entire operation repeated.

The plates *a* are of small mass, and I prefer to make them of soft copper, to allow them to be bent and straightened many times without breaking, if such should be required.

The mode of fastening is very light, cheap, efficient, and convenient.

I claim—

The nesting-canister herein described, having the inclined flap or cover B hinged, as usual, and having the additional portion A' also hinged, and secured and released at pleasure, so as to serve substantially as and for the purposes herein set forth.

In testimony whereof I have hereunto set my name in presence of two subscribing witnesses.

WM. H. SMITH.

Witnesses:

C. C. LIVINGS,

CHAS. S. COLLYER.