

E. R. WHITE.

Improvement in Tilting-Chairs.

No. 114,376. *Fig. 1.*

Patented May 2, 1871.

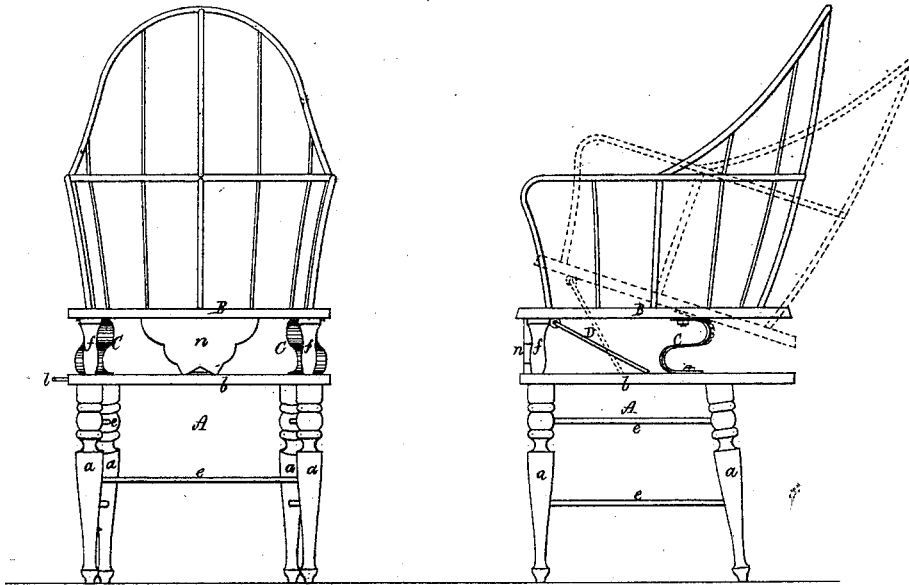


Fig. 4.

Fig. 3.

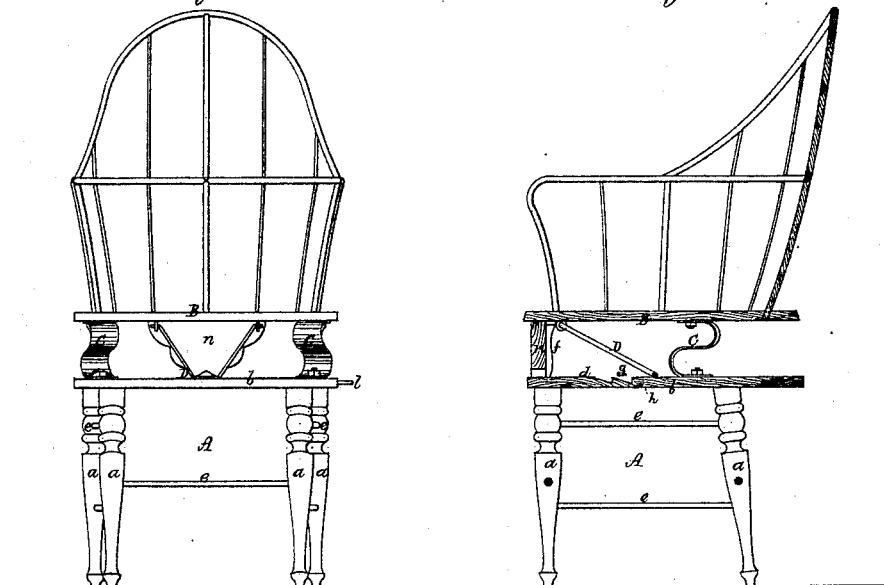
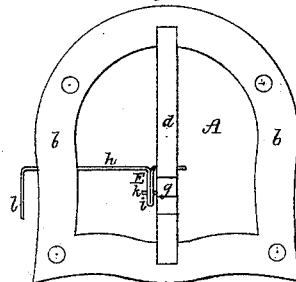


Fig. 5.



Witnesses:
S. A. Piper
L. A. Mollen

Edwin R. White
by his attorney
R. H. Brady

UNITED STATES PATENT OFFICE.

EDWIN R. WHITE, OF MILFORD, MASSACHUSETTS.

IMPROVEMENT IN TILTING-CHAIRS.

Specification forming part of Letters Patent No. 114,376, dated May 2, 1871.

To all whom it may concern:

Be it known that I, EDWIN R. WHITE, of Milford, of the county of Worcester, of the State of Massachusetts, have invented a new and useful Improvement in Tilting or Reclining Chairs; and I do hereby declare the same to be fully described in the following specification and represented in the accompanying drawings, of which—

Figure 1 is a front elevation, Fig. 2 a side view, Fig. 3 a vertical section, and Fig. 4 a rear elevation, of one of my improved chairs. Fig. 5 is a top view of its leg-frame.

In this chair the leg-frame A is connected with the seat B by two "S-springs," C C, arranged as represented. The leg-frame is composed of four legs, *a a a a*, sundry connecting-rungs, *e*, and an open cap, *b*, across which there is a perch or toothed rack, *d*, extended lengthwise, as shown.

The chair back and arms may be formed of metallic rods, as shown in the drawings, or may be otherwise properly made, the seat B being disposed a short distance above the cap of the leg-frame, and such seat at its front corners is provided with two short legs, *f f*, to rest on the cap *b*, the seat in other respects being supported by the S-springs. A strut or pawl, D, to engage with the teeth *g* of the rack or perch, is pivoted to the seat and formed and arranged as represented. On reclining the seat in manner as shown by dotted lines in Fig. 2, the pawl or strut will take into the rack and support the said seat in its inclined position, which may be varied more or less to accommodate a sitter.

In order to enable a person while sitting on the chair with the seat inclined, as shown, to throw the pawl or strut out of engagement with the rack, there is combined with the leg-frame a pawl-tripper, E, which consists of a shaft, *h*, arranged in and pivoted to the cap

of the leg-frame, and provided with an arm, *i*, extended from such shaft, as shown, and underneath the pawl, the arm, when horizontal, resting on a stud, *k*, projecting from the perch. By laying hold of the outer end or handle, *l*, of the pawl-tripper and turning it, a party, while sitting upon the chair-seat, can trip the pawl out of action with the rack, in order to enable the seat to return to the position in which its auxiliary legs will rest on the cap of the leg-frame. The center projection, *n*, extended down from the middle of the front of the seat, is to hide from view the pawl and rack.

I would remark that I am aware that before my invention the seats of chairs have been supported on springs resting on and fixed to the leg-frames, an instance of such being shown in the United States Patent No. 107,924. Therefore I make no claim to such in the abstract, nor to a chair constructed as shown in such patent.

I claim—

1. In the improved reclining-chair, the seat B, as provided with the auxiliary rigid supports or legs *f f*, and the elastic S-springs C C, arranged and combined with it and the leg-frame A, as set forth.

2. In the improved reclining-chair, the springs C C, auxiliary legs *f f*, rack *d*, and pawl D, arranged and combined with the seat B and leg-frame A, substantially as specified.

3. The improved reclining-chair, as made or provided with the springs C C, the auxiliary legs *f f*, the rack *d*, and pawl D and the pawl-tripper E, all arranged and combined with the seat B and leg-frame A, substantially in manner as set forth.

EDWIN R. WHITE.

Witnesses:

R. H. EDDY,
J. R. SNOW.