

M. W. FARBER.

Improvement in Springs for Bed Bottoms.

No. 115,043.

Fig. 1.

Patented May 23, 1871.




Fig. 2.

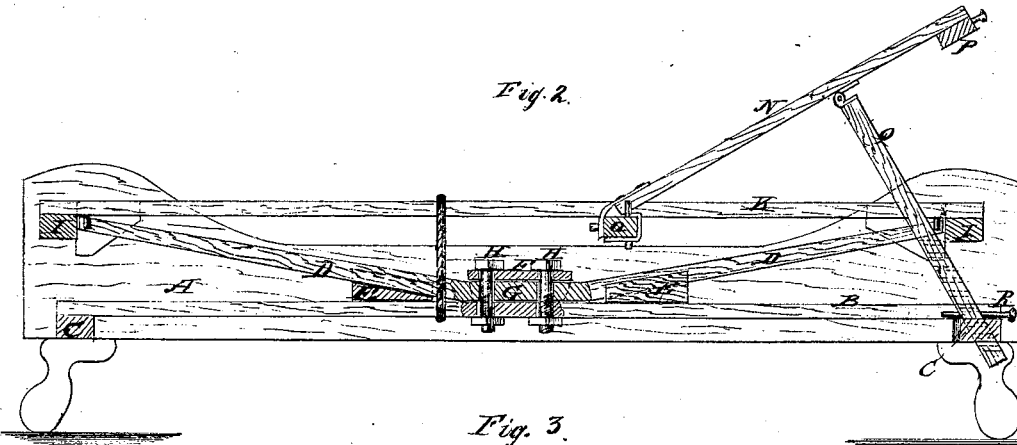
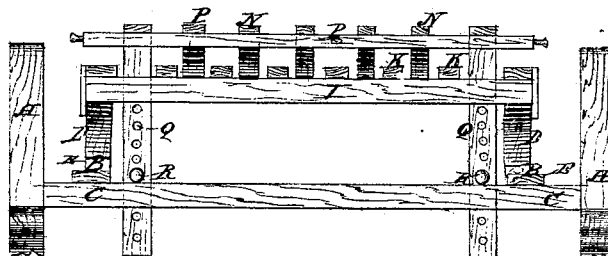


Fig. 3.



Witnesses:

P. C. Dietrich

Wm. H. C. Smith.

Inventor:

M. W. Farber.

PER

Attorneys.

Attorneys.

# UNITED STATES PATENT OFFICE.

MANNASSEH W. FARBER, OF MOUNT PLEASANT, IOWA.

## IMPROVEMENT IN SPRINGS FOR BED-BOTTOMS.

Specification forming part of Letters Patent No. 115,043, dated May 23, 1871.

*To all whom it may concern:*

Be it known that I, MANNASSEH W. FARBER, of Mount Pleasant, in the county of Henry and State of Iowa, have invented a new and useful Improvement in Springs; and I do hereby declare that the following is a full, clear, and exact description thereof, which will enable others skilled in the art to make and use the same, reference being had to the accompanying drawing forming part of this specification.

This invention relates to improvements in springs, such as are used for bed-bottoms, wagons, and the like; and it consists in the hereinafter-described construction and arrangement of bars of wood or metal with a bed or supporting-frame.

Figure 1 is a plan view of my improved spring; Fig. 2 is a longitudinal sectional elevation; and Fig. 3 is an end elevation.

Similar letters of reference indicate corresponding parts.

A is a rectangular frame, of any suitable kind, arranged on legs or any other suitable supports, and supporting a long spring-bar, B, at each side on the cross-bars C. These springs support the lower ends of the oblique bars D near the center of the oblique blocks E, by the ends of said bars D projecting under the plate F, held down on a block, G, by bolts H passing through springs B. These bars, which extend nearly to the ends of the frame, support the cross-bars I, nearly as long as the frame A is wide, and on these are stretched longitudinally the springs K, at suit-

able distances apart and parallel with each other, being connected to the said bars I detachably by wood pins M or in any other equivalent way. N represents a frame of bars, connected at one end to the cross-bar P and to a cross-bar, O, attached to the springs K near the center and under them, said frame having the braces Q jointed to it so as to support it in the oblique position shown by the said braces, the latter being supported on the head cross-bar C of the frame, for making an elevated head-piece when the spring is to be used for a bed. The braces may be shifted up or down, being held by pins R passing through them, and capable of being shifted from one hole to another. The said braces pass through mortises in the bar C. This attachment may be removed when the spring is to be used for wagons. The blocks E may be adjusted toward or from the block G to vary the bars D for adjusting them higher or lower.

Having thus described my invention, I claim as new and desire to secure by Letters Patent—

1. The combination, with the frame A, of the springs B, bars D, blocks E G, plates F, bolts H, cross-pieces I, and the spring-bars K, substantially as specified.

2. The combination, with the above, of the frame N and adjustable braces Q, substantially as specified.

MANNASSEH W. FARBER.

Witnesses:

GEORGE R. STREET,  
W. I. PARKER.