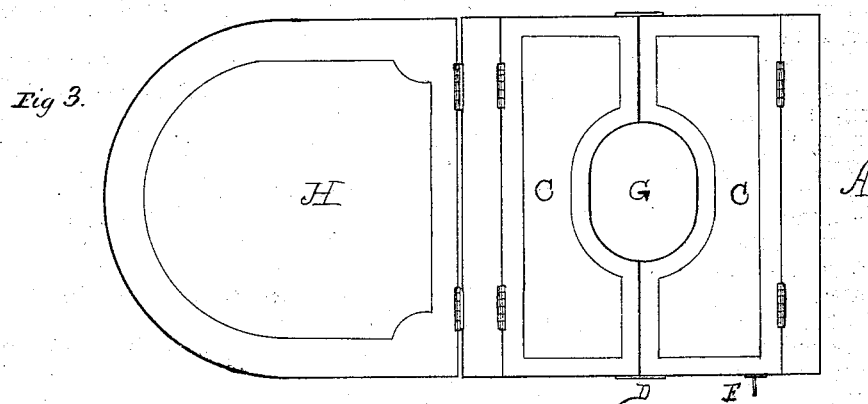
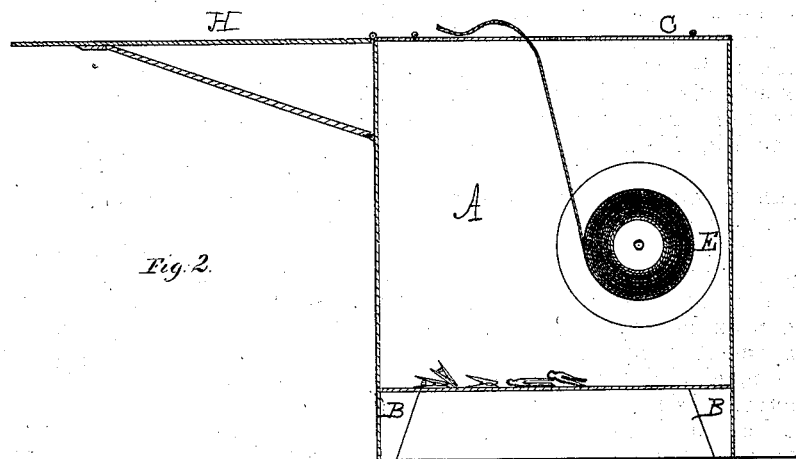
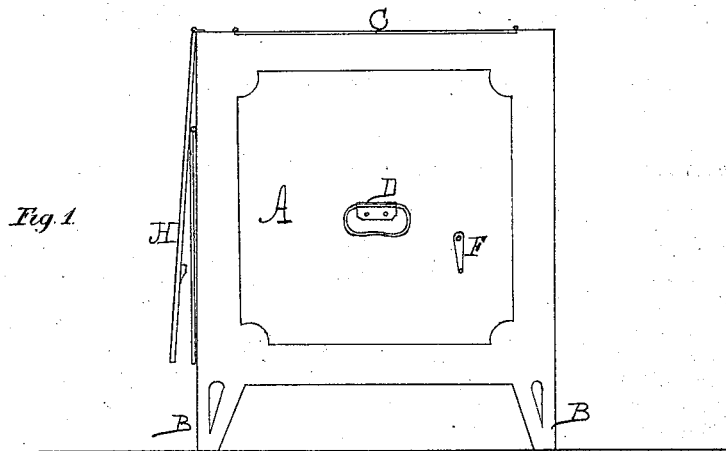


MARY A. H. SAURMAN.
Improvement in Laundry-Boxes.

No. 115,109.

Patented May 23, 1871.



Witnesses:
J. E. Schickel
Chas. V. Knapp.

Inventor:
Mary Ann Saurman
by John Diederichsen
Att'y.

UNITED STATES PATENT OFFICE.

MARY A. H. SAURMAN, OF PHILADELPHIA, PENNSYLVANIA.

IMPROVEMENT IN LAUNDRY-BOXES.

Specification forming part of Letters Patent No. 115,109, dated May 23, 1871.

To all whom it may concern:

Be it known that I, MARY A. H. SAURMAN, of the city and county of Philadelphia and State of Pennsylvania, have invented a new and useful Article for Laundry Purposes; and I do hereby declare the following to be a clear and exact description of the nature thereof, sufficient to enable others skilled in the art to which my invention appertains to fully understand and use the same, reference being had to the accompanying drawing making part of this specification, in which—

Figure 1 is a side view of the device illustrating my invention. Fig. 2 is a central vertical section, and Fig. 3 is a top or plan view thereof.

Similar letters of reference indicate corresponding parts in the several figures.

My invention consists of a box, forming a stool, within which is placed a drum or windlass, on which is to be wound the clothes-line, the axis of the drum having a crank secured thereto for convenient manipulation. The top of the box is hinged, and permits access to the interior thereof. When the box is closed and in use the line can be run out through openings or spaces cut out from the hinged top. The box also forms a receptacle for clothes-pins or other articles for laundry use.

In the drawing, A represents a box, which is provided with feet B and hinged lids C, together forming a stool. Handles D are secured to the box, in order to afford ready means of carrying the stool from place to place. E represents a drum or windlass, which is journaled to the sides of the box A, and one of its journals is extended, in order to have secured to it, on the outside of the box, a crank-handle, F, so that the drum may be conveniently rotated.

It is preferable that the drum is arranged somewhat near one end or side of the box, so as to leave room for the reception of clothes-pins and other articles of laundry purposes.

The drum is designed to have wound upon it the clothes-line, which passes through the

opening G in the lids C, and may be unwound by drawing or pulling, but wound up by means of the crank-handle F.

When it is designed to use the device it may be carried from place to place. The stool can be used by the operator for reaching the posts or clothes, and as he or she moves from side to side the stool is readily carried, while the line plays out during the movement. When the clothes are taken down the operator releases the line from the posts, and, by turning the crank-handle, winds the line on the drum. Should the posts or clothes be out of ordinary reach, the stool will afford means of elevation for the operator. The lids C form the top of the stool, but may be swung entirely open for full access to the interior of the box.

During the operation of ironing the top of the stool may form a table for the sprinkled clothes, starch, or irons; and to assist this I have hinged to the box a leaf, H, which increases the top surface of the stool. A brace or prop will be properly arranged to keep the leaf extended or open.

It will be seen that the leaf forms a continuation of the top of the box, and when folded in nowise interferes with the free handling of the stool. The device will be found to be simple and useful.

Having thus described my invention, what I claim as new, and desire to secure by Letters Patent, is—

A laundry-box, consisting of the box-stool A, having lids C, provided with openings or spaces, as described, in connection with the windlass E and crank F, all constructed and operating in the manner and for the purpose described.

The above signed by me this 25th day of April, 1871.

M. A. H. SAURMAN.

Witnesses:

JOHN A. WIEDERSHEIM,
PERCY V. KNEASS.