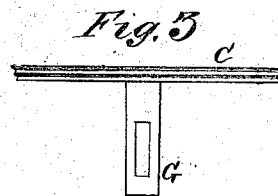
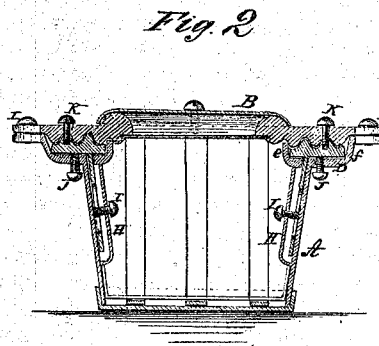
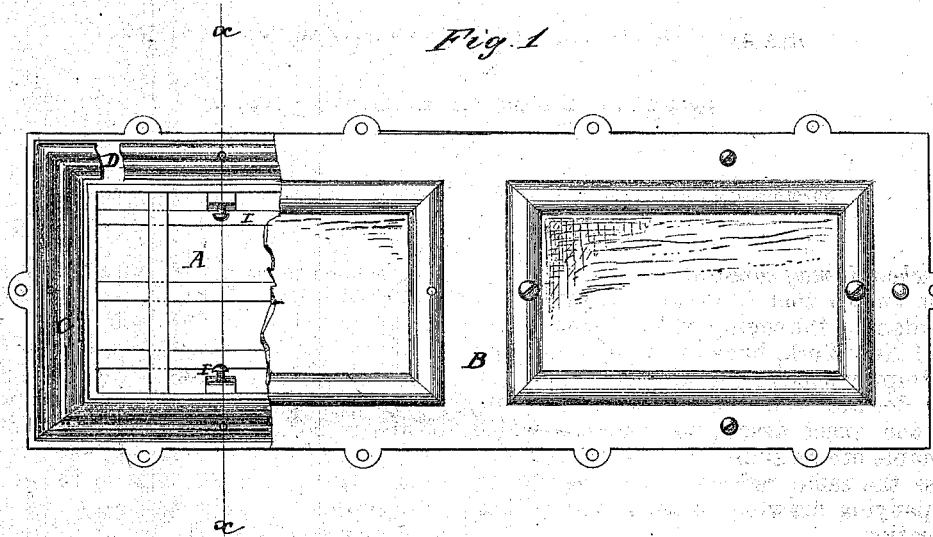


I. C. SHULER.

Improvement in Burial-Cases.

No. 115,116.

Patented May 23, 1871.



Witnesses:

A. W. Hingrich
Wm. H. C. Smith.

Inventor:

I. C. Shuler.

PER

Wm. H. C. Smith

Attorneys.

UNITED STATES PATENT OFFICE.

ISAAC C. SHULER, OF AMSTERDAM, NEW YORK.

IMPROVEMENT IN BURIAL-CASES.

Specification forming part of Letters Patent No. 115,116, dated May 23, 1871.

To all whom it may concern:

Be it known that I, ISAAC C. SHULER, of Amsterdam, in the county of Montgomery and State of New York, have invented a new and useful Improvement in Burial-Cases; and I do hereby declare that the following is a full, clear, and exact description thereof, which will enable others skilled in the art to make and use the same, reference being had to the accompanying drawing forming part of this specification.

This invention relates to new and useful improvements in burial-cases; and consists in a packing-frame, and in the mode of confining and adjusting the same, as will be hereinafter described.

In the accompanying drawing, Figure 1 represents a top view of the case, partly in section. Fig. 2 is a vertical cross-section of Fig. 1 taken on the line *x x*. Fig. 3 is a sectional detail of the packing-frame.

Similar letters of reference indicate corresponding parts.

A is the body of the case. B is the top or cover. C is the packing-frame. This packing-frame is confined in a groove or channel, D, which surrounds the top of the walls of the case A, the groove being formed by the flanges *e* and *f*, plainly seen in the cross-section. The upper surface of the frame C is corrugated, and the lower surface of the cover B is corrugated to correspond therewith, as seen in the drawing. G represents the tongues, more or less in number, on the under side of the packing-frame, which extends down in sockets H on the sides of the case. These

tongues are slotted, as represented, and the frame is kept in its groove, or from falling out in the course of handling and transportation, by means of the screws I, which pass through the slots in the tongues. The packing-frame is adjusted either by crowding it upward by means of the screws J in the under side of the flange *f*, or by drawing it upward by means of the screws K in the edge of the cover.

In process of packing, cement of any suitable kind is used on the packing-frame. This frame, being thin and flexible, will conform to the shape or inequalities of the under side or corrugated portion of the cover; and as it is forced upward by either set of screws the cement will be forced in each direction against the flanges *e f*, thus forming a perfectly-tight joint between the cover and the body of the case. The packing-frame is not only held in position by the flanges *e* and *f*, but the cement is prevented from escaping thereby.

L represents the screws by which the cover is fastened to the case.

Having thus described my invention, I claim as new and desire to secure by Letters Patent—

1. The corrugated packing-frame, supported in exterior channel D by means of tongues G and socket H, as and for the purpose specified.

2. The combination of the adjusting set-screws with the packing-frame and corrugated coffin-lid, as and for the purpose specified.

ISAAC C. SHULER.

Witnesses:

GEO. W. MABEE,
ALEX. F. ROBERTS.