

A. L. HOLBROOK.

Improvement in Metallic Heels for Boots and Shoes.

No. 115,206.

Patented May 23, 1871.

Fig. 1.

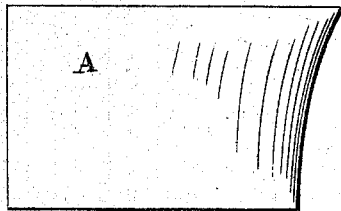


Fig. 2.

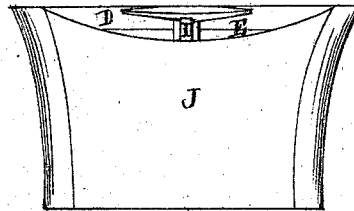


Fig. 3.

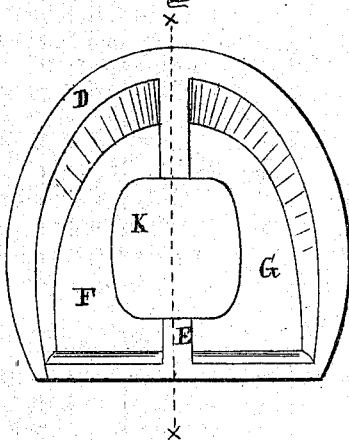


Fig. 4.

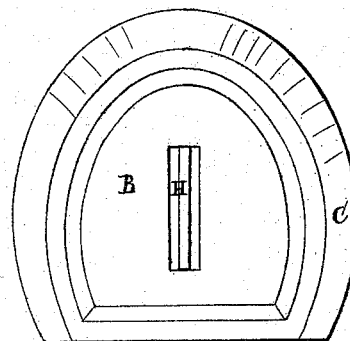
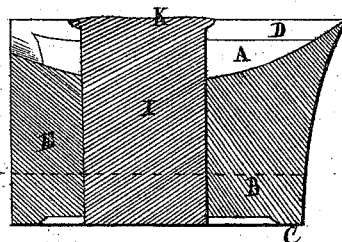


Fig. 5.



Witnesses.  
J. H. Burridge,  
D. L. Humphrey.

Inventor.  
A. L. Holbrook,  
per Burridge & Co.  
Attorneys

# UNITED STATES PATENT OFFICE.

AUGUSTUS L. HOLBROOK, OF FREMONT, NEBRASKA.

## IMPROVEMENT IN METALLIC HEELS FOR BOOTS AND SHOES.

Specification forming part of Letters Patent No. 115,206, dated May 23, 1871.

*To all whom it may concern:*

Be it known that I, AUGUSTUS L. HOLBROOK, of Fremont, in the county of Dodge and State of Nebraska, have invented a certain new and Improved Metallic Heel for Boots and Shoes; and I do hereby declare that the following is a full, clear, and complete description of the same, reference being had to the accompanying drawing making part of this specification, in which—

Figures 1 and 2 are side views of the heel. Fig. 3 is a view of the upper side. Fig. 4 is a view of the under side. Fig. 5 is a vertical section in direction of the line *x x*.

Like letters of reference refer to like parts in the several views.

This invention has for its object the construction of a metallic heel for boots and shoes, the same being a substitute for the ordinary leather one, and secured to the boot or shoe by means of a wide flat-headed rivet, as hereinafter more fully set forth.

In the drawing, Fig. 1, A represents the heel, which is made of metal, and of the ordinary size and shape, as the size and shape of the boot or shoe may require. Said heel is a shell—that is to say, it is made hollow, having a thick bottom, B, the under side of which is recessed, as shown in Fig. 4, leaving a rib, C, on the outer edge, whereas the upper edge D is beveled inwardly, as shown in Figs. 3 and 5. Across the inside of said heel or shell is a web, E, Figs. 3 and 5, thereby dividing the heel into two chambers or cells, F G. Through said web is a slotted hole, H, Fig. 4, for the admission of the key or rivet I, whereby said heel is fastened to the sole of the boot.

It will be observed that the edge of the inner

side J, Fig. 2, of the heel is made to curve downwardly, conforming to the bevel D of the edge.

The application of this heel to the boot is as follows: The heel part of the leather of which the bottom of the boot is made is pared down so as to fit the bevel, the curve of the web, and the curve of the side J, which will secure the heel from horizontal movement. The heel is then firmly fixed to the boot by the key or rivet I, referred to, by cutting a slotted hole in the sole of the size of that in the web, in which is inserted the key, as shown in Fig. 5. The broad flat head K, Fig. 3, of the key will be on the inside of the boot, and is sunk into the leather so that it shall not oppress the heel of the wearer. The key, on being thus adjusted in the heel, is then secured by riveting down the projecting end on the bottom of the heel. The edge of the hole is countersunk to admit of a good heading of the rivet, which will hold the heel to the boot in a strong, durable manner.

### *Claim.*

What I claim as my invention, and desire to secure by Letters Patent, is—

The herein-described metallic heel for boots and shoes, consisting of the shell A having a beveled edge, D, web E provided with a slotted hole, H, and key or rivet I having a broad head, K, all constructed and arranged in relation to each other substantially as described, and for the purpose set forth.

AUGUSTUS L. HOLBROOK.

Witnesses:

D. K. BULLOCK,  
JOSEPH HARRIS.