

JOHN L. MASON.

Improvement in Screw-Caps and Rings for Fruit-Jars.

No. 115,754.

Patented June 6, 1871.

Fig. 1.

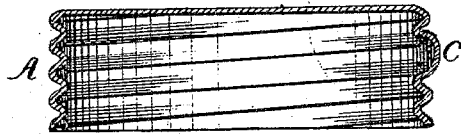


Fig. 2.

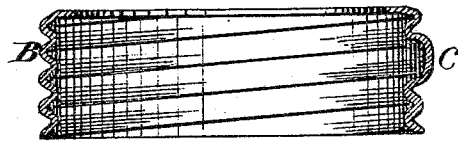
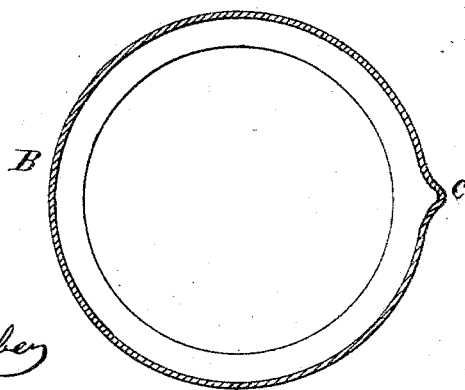


Fig. 3.



Witnesses.

E. F. Kaestnerhuber
G. Mahlers

Inventor.

John L. Mason
per
Van Santvoorde & Sons

UNITED STATES PATENT OFFICE.

JOHN L. MASON, OF NEW YORK, N. Y.

IMPROVEMENT IN SCREW CAPS AND RINGS FOR FRUIT-JARS.

Specification forming part of Letters Patent No. 115,754, dated June 6, 1871.

To all whom it may concern:

Be it known that I, JOHN L. MASON, of the city, county, and State of New York, have invented a new and useful Improvement in Screw Caps and Rings for Fruit-Jars and other articles; and I do hereby declare the following to be a full, clear, and exact description thereof, which will enable those skilled in the art to make and use the same, reference being had to the accompanying drawing forming a part of this specification, in which drawing—

Figure 1 is a vertical cross-section of a screw-cap made according to my invention. Fig. 2 is a like section of a screw-ring made according to my invention. Fig. 3 is a horizontal section of the screw-ring, Fig. 2, inverted.

Similar letters indicate corresponding parts.

This invention relates to metallic screw caps and rings for closing jars and other vessels and articles; and consists in a cap or ring dented or depressed on the inside, so as to form a corresponding projection of the material of the ring on the outside, and thereby produce a thumb piece for handling the cap or ring when one is screwing it on or off a jar, such projection forming an integral part of the cap or ring. I do not restrict myself to the number or location of the projections thus produced.

The drawing shows my invention applied to a screw-cap, A, and also to a screw-ring, B, both of which can be made by spinning, according to the process described in the Letters Patent No. 17,437, granted to me June 2, 1857,

for an improvement in manufacturing screws of thin metal. After the screw cap or ring has been made, I form a projection or thumb-piece, C, of any required size or shape, on the outside of the cap or ring; by denting or depressing the metal on the inside at the proper place where the projection is required, provision being made that the means or tools employed shall be so formed and operated as not to break the metal or injure the threads of the screw.

In order to make a depression on the inside of the cap or ring, and thereby produce a corresponding projection on their outside surfaces, I press or strike a blunt-faced tool against the inside, and support the outside of the cap or ring, except at the place where the projection C is to be formed, upon or against an unyielding surface, which is provided with a recess to allow the material which composes the cap or ring to be pushed outward to form the projection. The recess should be of a shape to correspond with the shape of the punch or presser, but larger.

What I claim as new, and desire to secure by Letters Patent, is—

The metallic screw cap or ring, constructed with the struck-up peripheral thumb piece C, substantially as described, for the purposes specified.

JOHN L. MASON.

Witnesses:

E. F. KASTENHUBER,
E. G. KASTENHUBER.