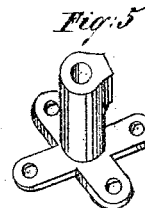
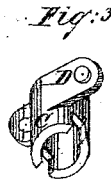

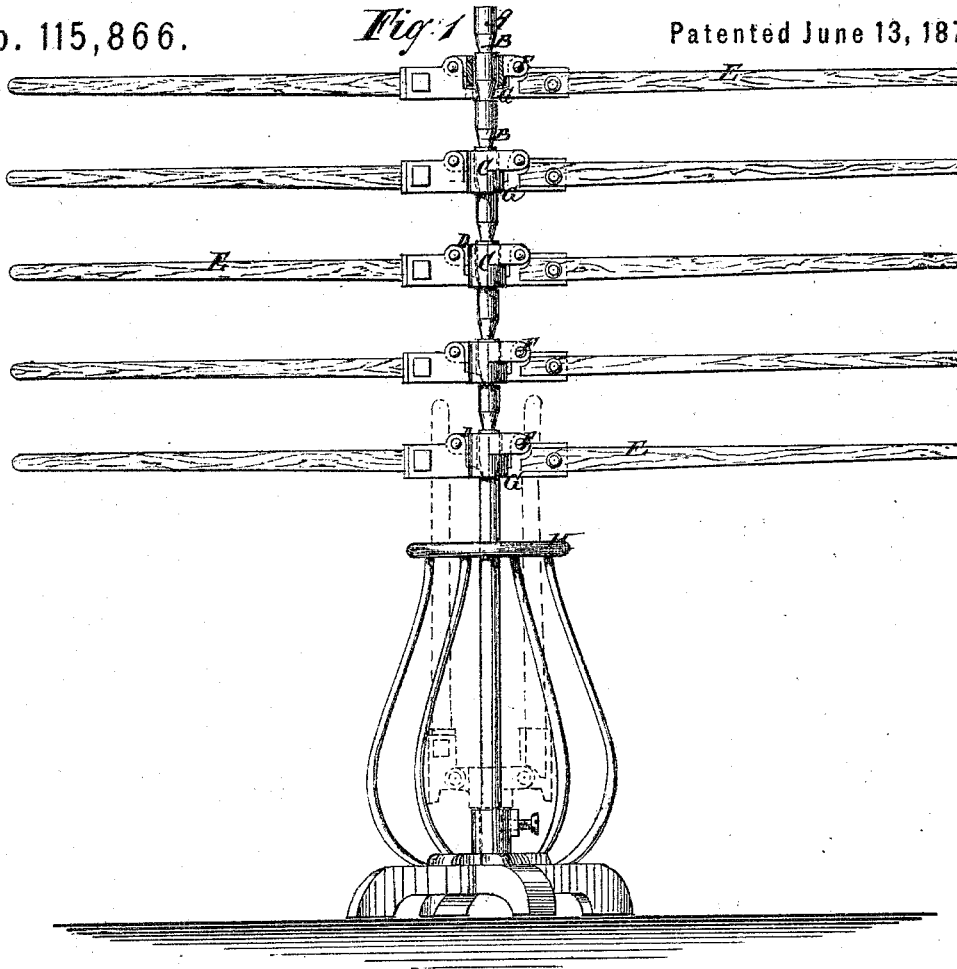


JOHN JOHNSON.

Improvement in Clothes-Driers.

No. 115,866.

Patented June 13, 1871.



Witnesses:

C. Raettig
L. S. Habee

Inventor:

PER

J. Johnson
Attorneys.

UNITED STATES PATENT OFFICE.

JOHN JOHNSON, OF PERRY, ILLINOIS.

IMPROVEMENT IN CLOTHES-DRIERS.

Specification forming part of Letters Patent No. 115,866, dated June 13, 1871.

To all whom it may concern:

Be it known that I, JOHN JOHNSON, of Perry, in the county of Pike and State of Illinois, have invented a new and Improved Clothes-Drier; and I do hereby declare that the following is a full, clear, and exact description thereof, which will enable others skilled in the art to make and use the same, reference being had to the accompanying drawing forming part of this specification.

This invention relates to improvements in clothes-drying frames; and it consists in a number of arms jointed to sleeves sliding up and down a notched shaft or post in such a way that pawls or toes on the inner ends of the arms will engage in the notches when the arms are extended horizontally, and hold the said arms in an extended position on the post, and, by lifting the outer ends, the toes will be disengaged and the sleeves will slide down below a rack surrounding the post, which holds the arms in a compact bundle around the shaft.

Figure 1 is an elevation of my improved clothes-drier; and Figs. 2 to 6, inclusive, are vertical views of the several parts of which it is made.

Similar letters of reference indicate corresponding parts.

A is the vertical shaft or post rising up from any suitable base. It is provided with the annular grooves or notches B, at suitable distances

apart. C represents short tubes or sleeves, fitted to slide freely on the post; they are provided with ears D, projecting radially from them, to which the arms E are pivoted at F, one to each. These arms have toes G attached to their inner ends, which engage with the notches or grooves when they are arranged to project horizontally, and hold them in the position represented in Fig. 1 for holding the clothes. H is a rack, surrounding the post near the base, into which the arms may be dropped when raised up at the outer ends and the toes are disengaged from the notches so that the sleeves will run down the post. The toes may be formed on the metal attachments I for connecting to the inner ends of the arms, or they may be made in any other suitable way.

Having thus described my invention, I claim as new and desire to secure by Letters Patent—

1. The arms E E, arranged in pairs, and having toes G G on their inner ends, combined, as described, with a notched post, A B, for the purpose specified.

2. The rack H, combined, as described, with the lower part of post A, for the purpose of receiving and supporting the arms, as set forth.

JOHN JOHNSON.

Witnesses:

JNO. A. MCCLINTOCK,
HENRY SHOEMAKER.