

JOHN THOMAS STORY.
Improvement in Plows.

No. 115,907.

Patented June 13, 1871.

Fig: 1.

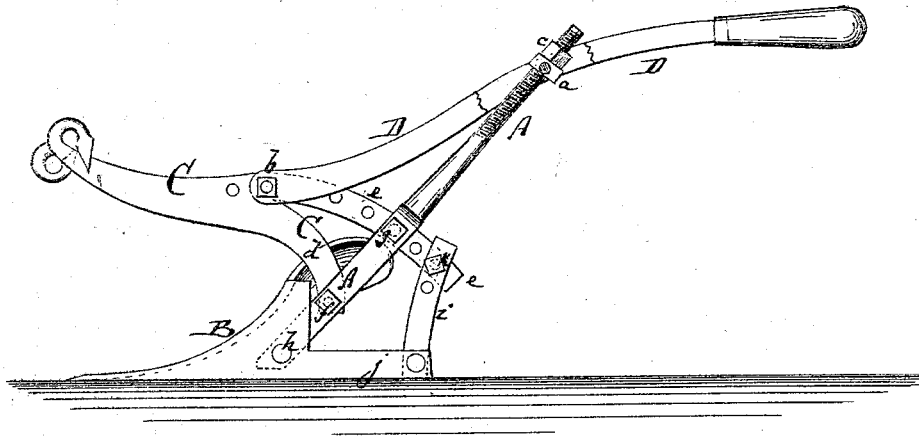


Fig: 3.

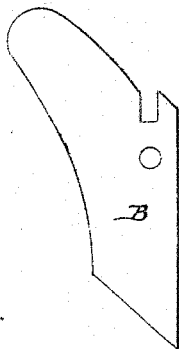


Fig: 2.

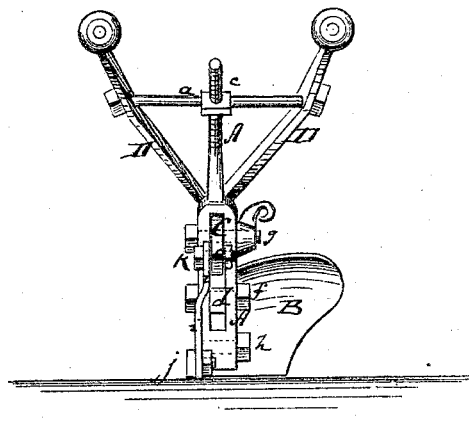
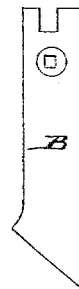


Fig: 4.



Witnesses:

Chas. Nide
Wm. H. C. Smith.

Inventor:

J. D. Story.

PER

M. M. H.

Attorneys.

UNITED STATES PATENT OFFICE.

JOHN THOMAS STORY, OF MAGNOLIA, ARKANSAS.

IMPROVEMENT IN PLOWS.

Specification forming part of Letters Patent No. 115,907, dated June 13, 1871.

To all whom it may concern:

Be it known that I, JOHN THOMAS STORY, of Magnolia, in the county of Columbia and State of Arkansas, have invented a new and Improved Plow; and I do hereby declare that the following is a full, clear, and exact description thereof, which will enable others skilled in the art to make and use the same, reference being had to the accompanying drawing forming part of this specification, in which—

Figure 1 represents a side elevation of my improved plow. Fig. 2 is a rear elevation of the same. Figs. 3 and 4 are face views of different kinds of plowshares used on my plow-frames.

Similar letters of reference indicate corresponding parts.

This invention relates to plows for general use or farm-work, and consists in the construction and arrangement of handles, beam, standard, and braces, in relation to each other, and the mold-board and land-side, whereby a number of peculiar adjustments may be effected, as hereinafter set forth.

A in the drawing represents the standard; B, the plowshare; and C, the plow-beam. D D are the handles, connected by a cross-bar, *a*. The lower ends of the handles are, by a bolt, *b*, secured to the plow-beam; their cross-bar *a* is perforated in the middle to receive the upper end of the plow-standard. The upper end of the standard has a screw-thread, and receives a nut, *c*, above the cross-bar. By removing the bolt *b* and then raising or lowering the cross-bar on the standard the han-

dles can be brought into any desired position. The plow-beam has a series of apertures for the reception of the bolt *b* as the same is brought forward or back during the aforesaid adjustment of the handles. The rear end of the plow-beam is forked to form two arms, *d* and *e*. The end of the lower arm *d* is, by a bolt, *f*, secured to the bifurcated lower part of the plow-standard. The upper arm *e* has a series of apertures or a slot, and is, by a bolt, *g*, secured to the standard. When the bolt *g* is removed the plow-beam can be swung on the pivot *f* to be brought into a suitable position, and locked therein by the bolt *g*. The plowshare is, by a bolt, *h*, passing through its land-side, secured to the lower end of the standard. A brace, *i*, connects the heel *j* of the plowshare with the end of the arm *e* of the beam.

By lengthening or shortening the said brace *i*, which is readily done by passing the upper fastening-bolt *k* through a higher or lower aperture in said brace, the plowshare can be put into suitable position.

Having thus described my invention, I claim as new and desire to secure by Letters Patent—

The screw-threaded standard A, cross-bar *a*, pivoted handles D, forked plow-beam C *d e*, adjustable brace *i*, and plowshares B *j*, all relatively constructed and arranged as herein shown and described, for the purpose specified.

JOHN THOS. STORY.

Witnesses:

M. G. KELSO,
THAD. M. CARDER.