

F. A. ROSS & S. DE LA MATER.

Improvement in Buckles.

No. 115,985.

Patented June 13, 1871.

Fig. 1

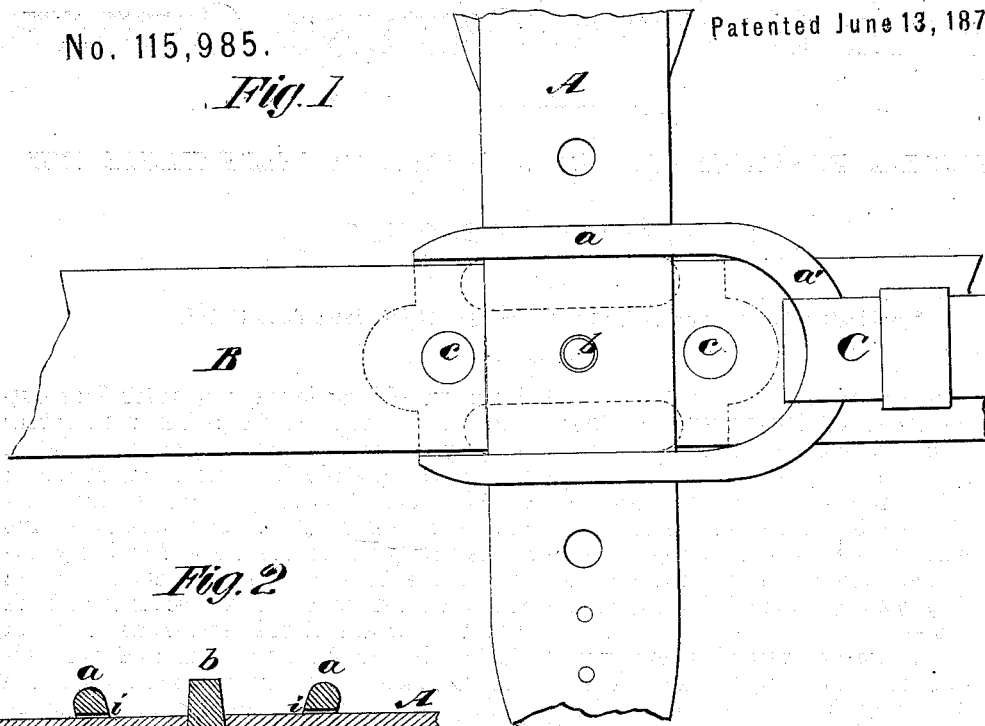


Fig. 2

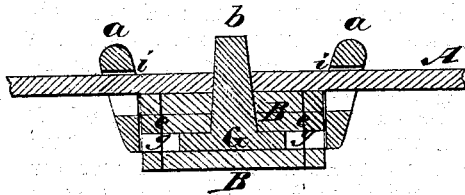


Fig. 3

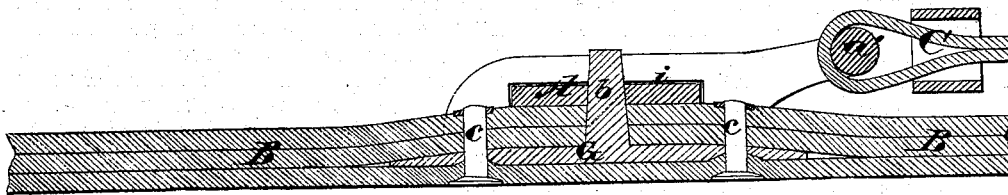
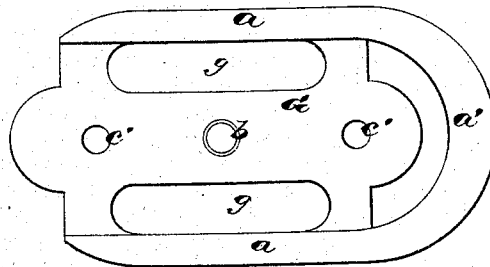


Fig. 4



Witnesses.

A. J. Campbell.
J. N. Campbell.

Inventor

F. A. Ross.
Silas De La Mater
by their attys,
Marion Fenwick Howard.

UNITED STATES PATENT OFFICE.

FREDERICK A. ROSS AND SILAS DE LA MATER, OF TERRE HAUTE, IND.

IMPROVEMENT IN BUCKLES.

Specification forming part of Letters Patent No. 115,985, dated June 13, 1871.

To all whom it may concern:

Be it known that we, FREDERICK A. ROSS and SILAS DE LA MATER, of Terre Haute, in the county of Vigo and State of Indiana, have invented a new and Improved Breeching-Loop; and we do hereby declare that the following is a full, clear, and exact description thereof, reference being had to the accompanying drawing making part of this specification, in which—

Figure 1 is an external view of the loop with the straps applied to it. Fig. 2 is a cross-section taken centrally through the same. Fig. 3 is a longitudinal section through the center of the same. Fig. 4 is a view of the loop without the strap.

Similar letters of reference indicate corresponding parts in the several figures.

This invention relates to an improved breeching-loop, which is so constructed that it admits the continuation of the trace through it to form the hame-tug, and also affords raised loops for receiving the strap which forms part of the back-band, and also the belly-band billet, as will be hereinafter explained.

The following description of my invention will enable others skilled in the art to understand it.

In the accompanying drawing, A represents the pad-billet, which is passed through oblong side loops *a a* to form the belly-band billet, to which the belly-band is attached by means of a buckle. B represents the trace, which is passed through the loop at right angles to the pad-billet, and forms the hame-tug. C represents the breeching-strap, which is attached to a loop, *a'*, that forms a transverse arched extension of the side loops *a a*. The improved breeching-loop is made of metal of any required size and shape; and it consists of a bed-plate, G, which is tapered longitudinally from the middle of its length to its extremities, and which has two oblong slots, *g g*, through it, through which the three strips forming the trace and tug can be stitched together, as indicated at *ee* in Fig. 2. Rising from the longitudinal sides of the slotted plate

G are two oblong loops, *a a*, which flare outward and are connected together at their rear ends by an arched loop, *a''*, to which latter the breeching-strap C is attached, as above stated. At *c' c'* the bed-plate *g* is perforated and countersunk on its outer side to receive rivets *c c*, by which the trace B is firmly riveted to the bed-plate near its ends, and the heads of the rivets embedded so as to be flush with the surface of the leather, as shown in Fig. 3. Rising from the center of the bed-plate G is a stud or post, *b*, which, when it is used, passes through the straps A and B, where they cross each other.

It will be seen, by reference to Figs. 1, 2, and 3, that two of the three strips of leather which form the trace B are passed over one side of the bed-plate G, while the other strip passes over the opposite side of this bed-plate, thus inclosing the thin bed-plate between them. The said strips are then stitched and riveted to the bed-plate, as above explained. This makes a permanent and rigid attachment of the trace to the loop without in any manner weakening the trace, and it enables us to continue the trace to form the hame-tug and make both of one piece or one strap. The pad-billet or back-band is then passed through the longitudinal loops across the trace to form below the belly-band billet, and secured to the loop by means of the post *b*, as shown in Figs. 1, 2, and 3. Several holes will be made through the back-band and belly-band billet, for receiving the post *b* and allowing for adjustment. A number of holes will also be made through the belly-band billet for receiving the buckle-tongue of the belly-band and admitting the adjustment thereof.

Instead of having the back and belly-band and belly-band billets continuous and of one piece, they may be made of separate pieces and attached directly to their respective loops *a a* in any suitable manner. In such cases the post *b* will be dispensed with.

Having described our invention, what we claim as new, and desire to secure by Letters Patent, is—

1. A harness-loop, which is constructed with a bed-plate, G, having tongue *b*, and with two longitudinal loops, *a a*, terminating in an end loop, *a'*, for receiving a continuous trace and tug, and also the belly-band and back-band billets, substantially as described.

2. The trace-strap B, inclosing between its strips a bed-plate, G, which is constructed

with raised loops *a a* and tongue *b*, substantially as described.

FREDERICK A. ROSS.

SILAS DE LA MATER.

Witnesses:

ANDREW GRIMES,

B. F. ROYSE.