

C. YENGST.

Improvement in Horse Hay Forks.

No. 116,000.

Patented June 13, 1871.

Fig. 1.

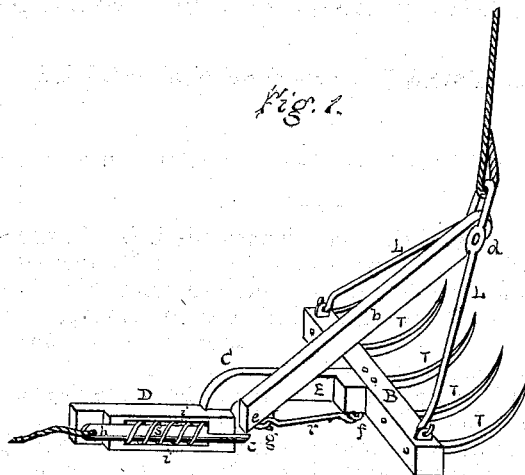


Fig. 2.

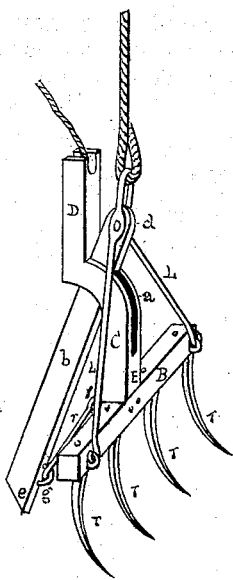
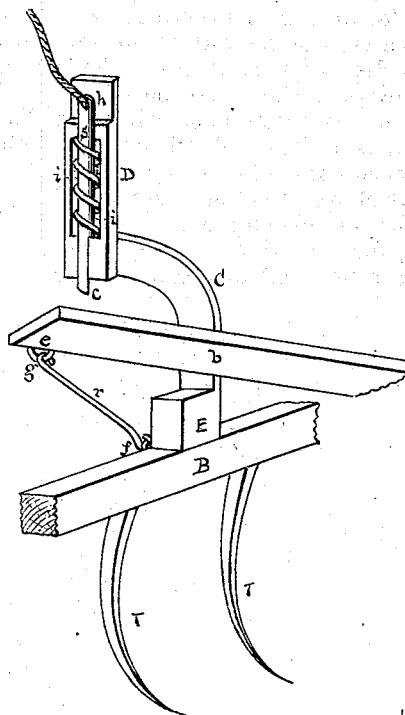


Fig. 3.



Witnesses.

Cyrus Boger  
Alfred Urich

Inventor.

Cyrus Yengst.

## UNITED STATES PATENT OFFICE.

CYRUS YENGST, OF ANNVILLE, PENNSYLVANIA.

## IMPROVEMENT IN HORSE HAY-FORKS.

Specification forming part of Letters Patent No. 116,000, dated June 13, 1871.

I, CYRUS YENGST, of Annville, Lebanon county, State of Pennsylvania, have invented a new and Improved Hay-Fork for unloading hay by horse-power, of which the following is a specification:

My invention relates to the construction of the handle of the fork, and the arrangement of the brace-rod as connected with the handle and the spring bolt or catch; and I do hereby declare that the following is a full and exact description of the same, reference being had to the annexed drawing forming part of this specification, similar letters referring to similar parts.

Figure 1 is a sectional view of my improved fork in position for raising or lowering. Fig. 2 is a perspective view of the fork in position for unloading or discharging the hay. Fig. 3 is a detached view of the improved parts.

The nature of my invention consists in using an ordinary fork, as at B B T T T T, but with a crooked or curved handle made of wood, or wholly or in part of iron or other metal, as E C D, with a slot or opening, *a a*, in which slides the brace-rod *b b*, which is suspended from the bolt or rivet *d* running through the

lifting-rods L L. In the straight part of the handle, as at D, another slot, *i i*, is cut large enough to admit of a sliding bolt or catch, *c c*, with a spiral spring, *s*, around it, that forces the catch outward toward *e*. At *h* a cord is attached to the end of the catch to draw it inward when it is desired to unload the fork. The brace-rod *b* is kept in place with the connecting-rod *r*, which is hinged to the fork-head B at *f*, and to the brace-rod *b* at *g*.

When the fork is unloaded the handle, by its own gravity, falls down, and the end of the brace-rod *b* drops above the end of the sliding bolt *c*, as at *e*, and thus secures the fork in position for raising or lowering without danger of getting itself fast on the beams of the barn.

I claim as my invention—

The connecting-rod *r*, as attached to the beam B, and the brace-rod *b*, substantially as and for the purpose hereinbefore set forth.

CYRUS YENGST.

Witnesses:

EWD. H. WILLIAMSON,  
THOS. WILLIAMSON.