

E. L. HOWARD.

Bands and Edging Guides for Sewing Machines.

No. 116,056.

Patented June 20, 1871.

Fig. 1.

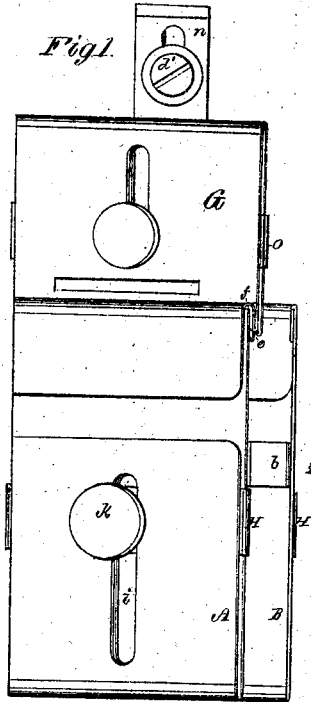


Fig. 3.

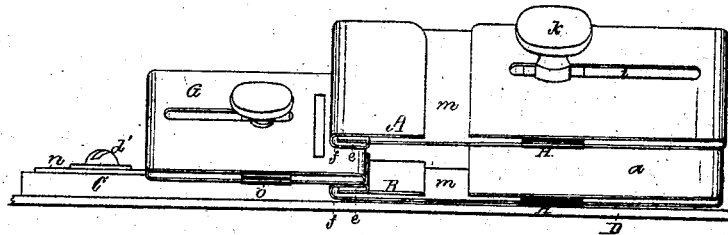


Fig. 4.

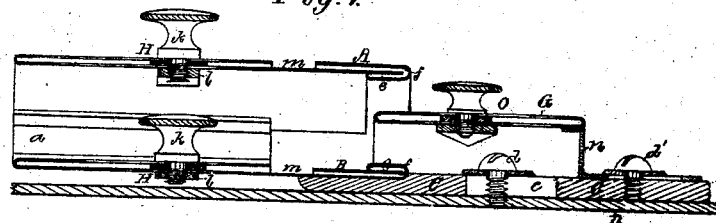


Fig. 5.

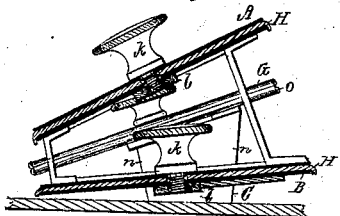


Fig. 2.

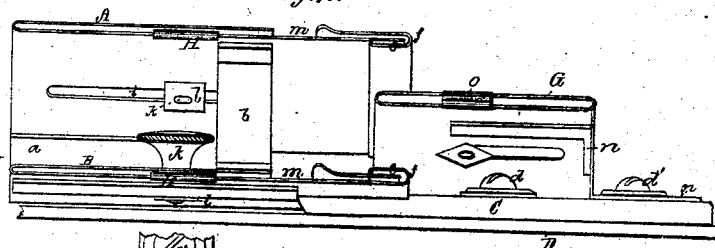
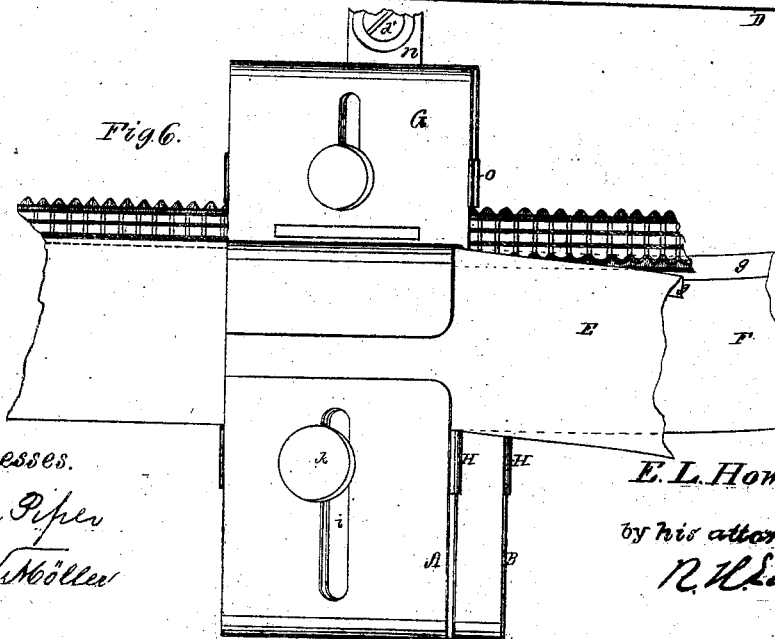


Fig. 6.



Witnesses.

S. N. Piper  
L. W. Möller

E. L. Howard.

by his attorney  
R. H. Eddy

# UNITED STATES PATENT OFFICE.

ELIJAH LEAVITT HOWARD, OF MALDEN, ASSIGNOR TO GEORGE AUGUSTUS WHITING, OF CHARLESTOWN, MASSACHUSETTS.

## IMPROVEMENT IN BAND AND EDGING-GUIDES FOR SEWING-MACHINES.

Specification forming part of Letters Patent No. 116,056, dated June 20, 1871.

*To all whom it may concern:*

Be it known that I, ELIJAH LEAVITT HOWARD, of Malden, of the county of Middlesex and State of Massachusetts, have invented a new and useful Band and Edging-Guide for use with a Sewing-Machine, and for turning the edges of two bands or strips of cloth and guiding such strips upon one another and a strip of edging, and the whole to a sewing-machine, in order that, by means of such, the two bands and the strip of edging may be sewed together through the folds of the bands; and I do hereby declare the same to be fully described in the following specification and represented in the accompanying drawing, of which—

Figure 1 is a top view; Fig. 2, a side elevation; Fig. 3, a rear elevation; and Figs. 4 and 5, vertical sections of the mechanism or apparatus. Fig. 6 is a top view of it, with the two bands and the strip of edging carried through it.

In the drawing, A and B denote two flat tubular guides, arranged relatively to one another in manner as represented, and connected together by standards *a b*. The lower of the said guides is fastened to an arm, C, provided with a slot, *c*, to enable it to be adjusted on and fixed to a bed-plate, D, of a sewing-machine by means of a set-screw, *d*. Each of the said guides A B has an edge-receiver or channel, *e*, provided with an opening, *f*, leading from it into the interior of the guide, all being as shown, the same being in order to receive the folded edge or part *g* of a band or strip of cloth, E or F, and effect the folding over of the edge of the band while such band may be in the act of being drawn through the guide. Within each of the guides A B there is a gauge-plate or bar, H, through which and a slot, *i*, made down through the guide transversely, a clamp-screw, *k*, furnished with a nut, *l*, extends, the whole being to enable the gauge-

plate to be adjusted to the proper distance from the edge-channel *e*, according to the width of the band. The said plates serve as a gauge and guide for the outside edge of the band. There is an opening, *m*, arranged in each guide in the manner shown, the purpose of such being to facilitate the application of a band to the guide. Between the two band-guides A B there is arranged, in manner as represented, the edging-guide G, which is a flat tube supported by an arm, *n*, upon the arm C, and secured thereto by a set-screw, *d'*, and is provided with an adjustable gauge-bar, *o*, applied to it as each of the gauge-plates H is applied to its guide A or B. When the band and edging-guide are in use a strip of cloth, E or F, goes through each of the band-guides A B, and a strip of edging, H, is extended into and through the edging-guide G. The edging at its inner edge goes between the two folds of the bands and the stitching is carried through the lapped parts and the edging, so as to connect the whole together, and with a folded instead of a raw edge, to each of the bands at its junction with a strip of edging.

I make no claim to anything described in either of the United States patents Nos. 37,550, 52,387, and 46,424.

I claim—

My improved band and edging-guide mechanism, made as described, viz., with the band and edging-guides A B G arranged and provided with adjustable gauges, as set forth, and with lateral openings *m m* and edge-receivers *e*, and openings *f*, to the band-guides, and with the edge-guide G adjustable relatively to the band-guides, and provided with a clamp-screw, all as set forth and represented.

ELIJAH LEAVITT HOWARD.

Witnesses:

R. H. EDDY,  
J. R. SNOW.