

CHARLES MORRILL.

Improvement in Fastenings for Meeting-Rails for Sashes.

No. 116,076.

Patented June 20, 1871.

Fig. 1.

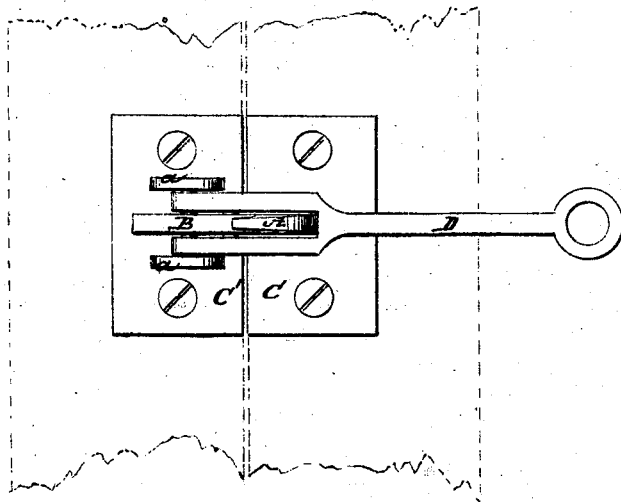


Fig. 3.

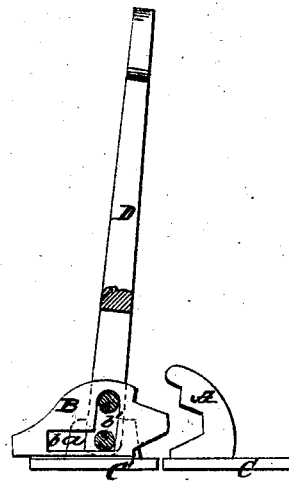
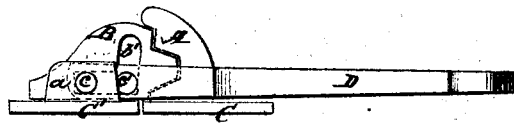


Fig. 2.



Witnesses:
H. M. Linscomb
J. B. Beucher

Inventor.
Chas. P. Morrill

UNITED STATES PATENT OFFICE.

CHARLES MORRILL, OF NEW YORK, N. Y.

IMPROVEMENT IN FASTENINGS FOR MEETING-RAILS OF SASHES.

Specification forming part of Letters Patent No. 116,076, dated June 20, 1871.

To all whom it may concern:

Be it known that I, CHARLES MORRILL, of the city of New York, in the county and State of New York, have invented certain new and useful Improvements in Window-Sash Fasteners; and I hereby declare that the following is a full, clear, and exact description of the same, reference being had to the accompanying drawing forming part of this specification, in which—

Figure 1 is a plan or top view of my invention as applied to the top and bottom rails of the lower and upper sashes, respectively, in a locking position. Fig. 2 is a side elevation of the same. Fig. 3 is a side elevation, showing the device unlocked to allow the sashes to be raised or lowered.

My invention consists in the combination, to produce a window-sash fastener, of a sliding-toothed jaw and a stationary-toothed jaw secured, respectively, to suitable holding-plates, and an operating or locking lever, whereby a reliable, simple, and efficient device for locking or fastening window-sashes is provided.

A B designate the two jaws of the fastener. The jaw A is permanently secured to or cast upon a plate, C, which latter is designed to be secured on the top rail of the lower sash in the ordinary position. C' is a similar plate, designed to be secured on the top of the lower rail of the upper sash in the ordinary position. This plate C' carries two lugs, *a a*, between which there is pivoted the bifurcated or forked lower end of a locking-lever, D. The jaw B is provided with a rectangular slot or a horizontal and vertical slot, *b b'*; and through the horizontal slot *b* the pivot *c* or fulcrum of the lever D passes; and through the vertical slot *b'* a second pivot, *c'*, passes from one fork of the lever to the other. It will be observed that the pivot *c* passing through the slot *b*, in addition

to its being a fulcrum for the lever, serves to keep the jaw down upon the plate, while the pivot *c'*, working in the vertical slot *b'*, moves the sliding jaw B back and forth accordingly as the lever is moved upward or downward.

As an equivalent for the slot *b* and pin passing through it, I will remark that the jaw B may be provided with flanges at its bottom projecting outward from each side, and the lower end of the lever be rounded and caused to press on such flanges, in which case the two forks of the lever would be independently pivoted. Each jaw A B is provided with one or more teeth and corresponding recesses or dental spaces, so that when the two jaws are drawn together the teeth will interlock or engage with each other and form a permanent fastening. To facilitate the engagement of the two jaws the top of the stationary jaw B is rounded, so that when the said jaw B is brought within the embrace of the forked end of the lever a downward pressure on the latter will draw the movable jaw up so as to properly engage with the stationary jaw, and the two jaws will thus be held together in a very secure and reliable manner, as will be obvious by reference to Figs. 2 and 3.

My invention provides a secure, simple, reliable, and ornamental window-sash fastener.

What I claim as my invention, and desire to secure by Letters Patent, is—

The combination of the sliding slotted-toothed jaw B, the stationary-toothed jaw A, holding-plates C C', and locking-lever D, all constructed, arranged, and operating substantially as and for the purposes herein specified.

CHAS. MORRILL.

Witnesses:

M. M. LIVINGSTON,
T. B. BEECHER.