

P. BRECHER.

Improvement in Fire-Places.

No. 116,146.

Patented June 20, 1871.

Fig 1.

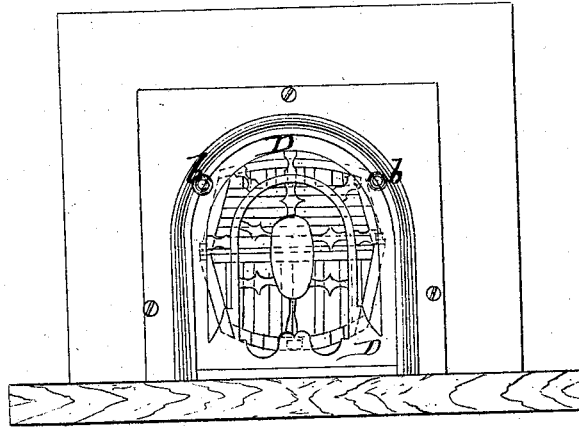


Fig 2.

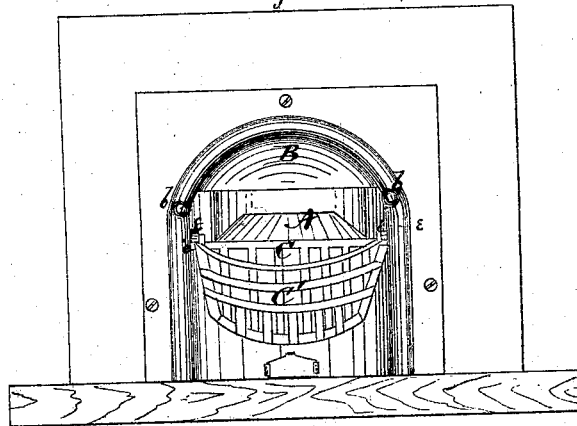
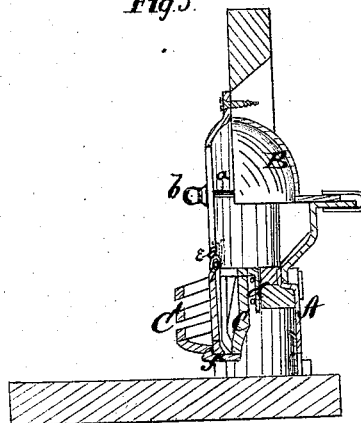


Fig 3.



Witnesses.  
Jas. O. Hutchinson  
C. L. Ewert.

Inventor.

Phillip Brecher  
per  
Alexander M. M. M.  
attys.

# UNITED STATES PATENT OFFICE.

PHILLIP BRECHER, OF LOUISVILLE, KENTUCKY.

## IMPROVEMENT IN FIRE-PLACES.

Specification forming part of Letters Patent No. 116,146, dated June 20, 1871.

*To all whom it may concern:*

Be it known that I, PHILLIP BRECHER, of the city of Louisville, in the county of Jefferson and in the State of Kentucky, have invented certain new and useful Improvements in Mantle-Grate and Tile; and do hereby declare that the following is a full, clear, and exact description thereof, reference being had to the accompanying drawing and to the letters of reference marked thereon making a part of this specification.

The nature of my invention consists in the construction and arrangement of a mantle-grate so that the front part of the basket may be thrown on top of the rear part, giving sufficient room for the insertion of the summer-front, and also in the construction and arrangement of the tile back of the grate, all of which will be hereinafter more fully set forth.

In order to enable others skilled in the art to which my invention appertains to make and use the same, I will now proceed to describe its construction and operation, referring to the annexed drawing, in which—

Figure 1 is a front view, showing the front of the basket thrown up and the summer-front put in. Fig. 2 is a similar view, showing the basket in position; and Fig. 3 is a transverse vertical section of the same.

A represents the tile back of the mantle, provided with a concave cap, B, which is used as a damper. To the cap B are attached two rods, *a a*, provided with knobs *b b* on their front ends, by means of which the cap or upper part of the tile is moved backward and forward so as to regulate the heat and fire. The grate, made in the form of a basket, is constructed in two pieces, C and C'. The back part C is, on the rear side, in the center, provided with a hook, *d*, which is inserted in loop

or staples fastened in the tile A, and at the upper front corners of the part C are projecting eyes *e*, resting upon lugs *i* in the wall, thus supporting the grate, or rather the back part of the basket-grate. The front part C' has pins at its upper rear corners, which are inserted in the eyes *e e*, thus hinging the two parts together, and the front part is held or locked at the bottom by a hook, *f*, projecting forward from the bottom of the rear part C. By this means the ashes can be conveniently removed by merely opening the grate. The front part C' can also be swung on its hinges and thrown on top of the rear part C, thereby making sufficient room to place the summer-front D in without removing any part of the basket-grate from the mantle.

Having thus fully described my invention, what I claim as new, and desire to secure by Letters Patent, is—

1. The basket-grate C C', formed in two parts, hinged together so that the front part can be thrown on top of the back part, substantially as and for the purposes herein set forth.

2. The rear part C of the grate, provided with hooks *d f* and eyes or loops *e e*, substantially as and for the purposes herein set forth.

3. The combination of the rear part C, having hooks *d f* and eyes or loops *e e*, with the front part C', provided with pins to fit in the loops *e e*, substantially as and for the purposes herein set forth.

In testimony that I claim the foregoing I have hereunto set my hand this 28th day of March, 1871.

PHILLIP BRECHER.

Witnesses:

JOSEPH F. APPLGATE,  
CASPER FEIOCK.