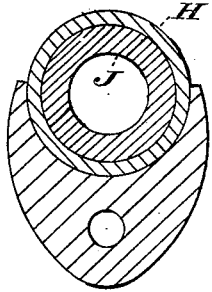


H. A. SILVER.  
Covering for Gun-Barrels.

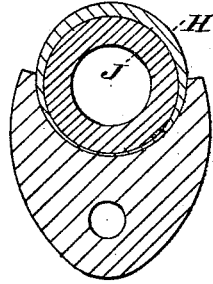
No. 166,642.

Patented Aug. 10, 1875.

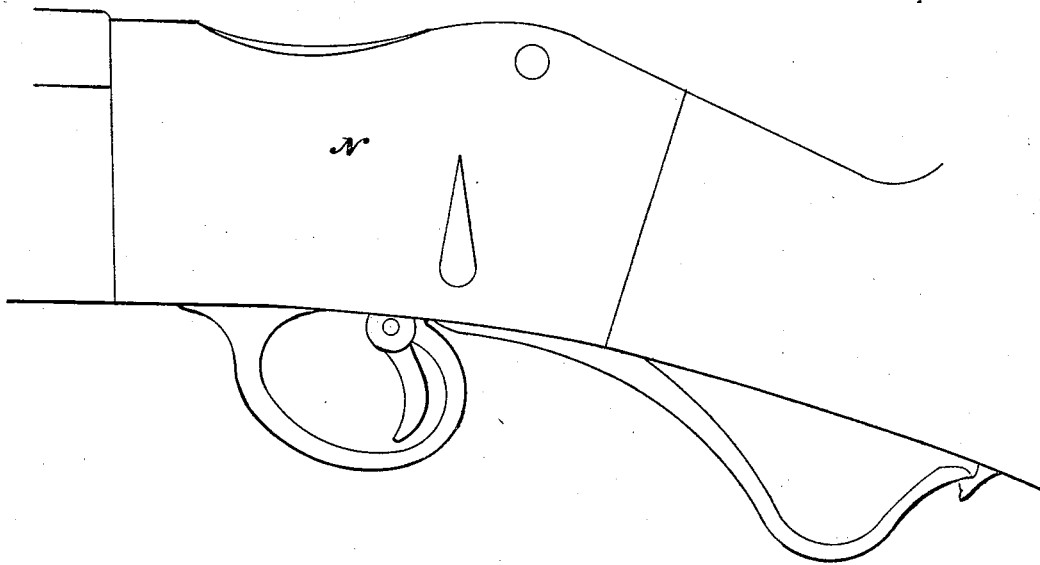
*Fig. 2.*



*Fig. 1.*



*Fig. 3.*



*Witnesses:*

*Thomas Keighan*  
*Arthur C. Fraser.*

*Inventor:*

*Hugh A. Silver*  
*By his Attys.*  
*Burke & Fraser.*

# UNITED STATES PATENT OFFICE.

HUGH ADAMS SILVER, OF CORNHILL, LONDON, ENGLAND.

## IMPROVEMENT IN COVERINGS FOR GUN-BARRELS.

Specification forming part of Letters Patent No. 166,642, dated August 10, 1875; application filed December 18, 1874.

*To all whom it may concern:*

Be it known that I, HUGH ADAMS SILVER, of Cornhill, London, England, have invented certain Improvements in Non-Conducting-Shields for the Barrels of Small-Arms, of which the following is a specification:

The object of this invention is to enable the shooter to hold a fire-arm without inconvenience from the heat generated during rapid firing; and it consists in an ebonite shield surrounding the barrel of the gun, and secured thereto by having its under portion firmly clamped between the barrel and stock, and, also, in the form of the shield, as herein-after described.

In the drawings, Figures 1 and 2 are sectional views, showing the tubular shield or jacket II on the barrel J. Fig. 3 is a side view, showing the lock-plate covered with my improved non-conducting shield.

In carrying out my invention, the shields for the barrels of small-arms are made and attached as follows: I first prepare a tube of ebonite of sufficient thickness, and, after the hardening process is completed, I "chuck" it eccentrically in a lathe, and turn it so as to make one side much thinner than the other, as illustrated in Fig. 1; or the thin side might be cut entirely away at one point; but I prefer to leave the tube continuous, as shown. I then cut openings through the thick side of the tube, to allow of the sights and other projections on the barrel being seen. If the tube is not cut through in turning, it is now slit open longitudinally along the thin under side, and heated, so as to render it sufficiently flexible to be opened out. It is closed down over the barrel, and fitted accurately to it, the thin divided portion being placed on the under side, next the stock. The exterior surface of the tube can then be finished up in the usual manner.

When the gun is put together, the ebonite

shield is firmly clamped between the barrel and stock of the arm, which holds it in position, and prevents any displacement.

In coating a lock-plate with ebonite, it may be fastened in any suitable manner, either by clamping in position or cementing with rubber cement; or the ebonite may be fastened by vulcanization, if preferred.

The parts of small-arms protected by my improved shield are not only rendered non-conductors of heat, but are protected against the action of acids or moisture, as well as in a great degree from injury by blows.

The coating or jacket may be of any convenient thickness, and may extend the entire or any portion of the length of the barrel.

I am aware that hard-rubber caps or saddles have been suggested; but these have only rested upon the barrels, being confined by bands and other objectionable fastenings, whereas in my invention the barrel is entirely surrounded by the jacket, which is fixed immovably thereto, without bands, screws, or other objectionable external fastening.

I claim as my invention—

1. A non-conducting shield for gun-barrels, of ebonite or its equivalent, surrounding the barrel, and secured thereto by its under portion being firmly clamped between said barrel and the stock, substantially as set forth.

2. A tubular shield, H, turned eccentrically, so that the upper side is thick, and the under side thin, when secured in place by being clamped between the barrel J and the stock, substantially as described, and shown in Fig. 1 of the drawings.

HUGH A. SILVER.

Witnesses:

E. M. DANIEL,  
166 Fleet Street, London.

W. MANLEY,  
4 Sun Court, Cornhill, E. C., Merchant's Clerk.