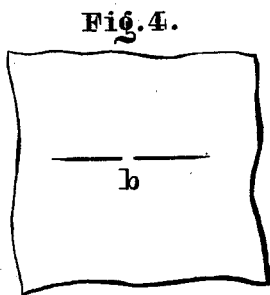
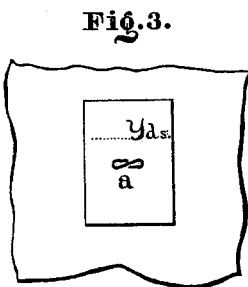
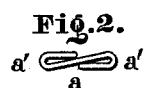
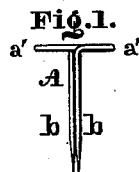


H. H. GROFF.  
Tag or Ticket Fastener.

No. 214,125.

Patented April 8, 1879.



Witnesses:

*J. A. Bowitt.*

*H. F. Lischer*

Inventor:

*H. H. Groff*

by *John A. Giedersheim*  
ATTORNEY.

# UNITED STATES PATENT OFFICE.

H. HARRISON GROFF, OF PHILADELPHIA, PENNSYLVANIA.

## IMPROVEMENT IN TAG OR TICKET FASTENERS.

Specification forming part of Letters Patent No. **214,125**, dated April 8, 1879; application filed September 6, 1878.

*To all whom it may concern:*

Be it known that I, H. HARRISON GROFF, of the city and county of Philadelphia, and State of Pennsylvania, have invented a new and useful Improvement in Tag or Ticket Fasteners or Holders, of which the following is a specification, reference being had to the accompanying drawings, in which—

Figure 1 is a side elevation of the fastener embodying my invention. Fig. 2 is a top view thereof. Figs. 3 and 4 illustrate the manner of applying the fastener.

Similar letters of reference indicate corresponding parts in the several figures.

My invention relates to a method of fastening tags, tickets, or other articles; and consists of a pin, constructed of a head and prongs, formed of a continuous piece of wire, whereby the head has a broad and flat surface, which will not break through the tag or ticket.

The two prongs are inserted simultaneously in place and through the same opening. The tag or ticket may be turned for examination and change of position, and an inexpensive fastener is produced.

Referring to the drawings, A represents the fastener or holder, which is constructed of a head, *a*, and two prongs, *b*, formed of a continuous piece of wire or similar narrow or thin metal.

The head *a* is bent into two opposed loops, *a'*, occupying the same plane, and both prongs depend centrally from the head.

The operation is as follows: The prongs are passed through the tag or article to be fastened, then through the fabric or material to which the tag or article is to be connected,

and, finally, spread and pressed down on the back of the material, as in Fig. 4.

It will be seen that the head presents a flat surface, which rests snugly upon the surface of the article, and a broad surface, which will not readily break through the same.

The two prongs are inserted simultaneously into the article, and likewise simultaneously into the material, and but a single opening is made in the article and material. Moreover, the prongs are readily secured, as they are contiguous and reached from the same spot. The prongs also furnish, as it were, an axis for the tag or article, whereby the latter may be turned for change of position or examination when the fabric or material is in a reversed or inconvenient position. Furthermore, the fastener is simple, quickly constructed, and inexpensive.

I am aware that fasteners and holders have been formed of pieces of flat sheet metal, the head whereof is stamped or pressed into round shape, and the legs or prongs remain broad and angular. Such construction I do not, therefore, claim.

Having thus described my invention, what I claim as new, and desire to secure by Letters Patent, is—

The fastener or holder constructed of the two opposed loops *a'* and centrally-depending prongs *b b*, all formed of a continuous piece of wire, as an improved article of manufacture.

H. HARRISON GROFF.

Witnesses:

JOHN A. WIEDERSHEIM,  
H. E. GARSED.