

N. F. REVELL.  
Buckles.

No. 214,315.

Patented April 15, 1879.

Fig. 1.

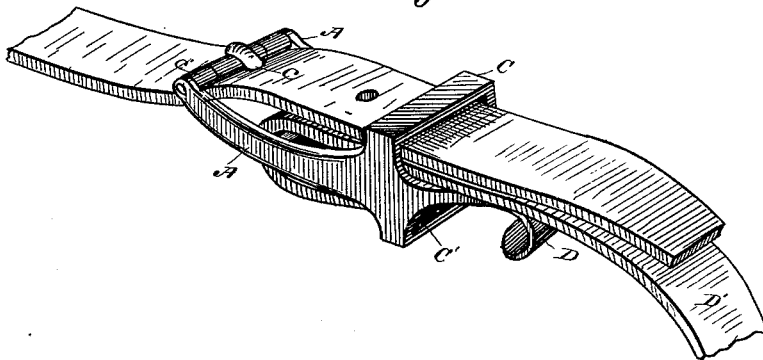


Fig. 2.

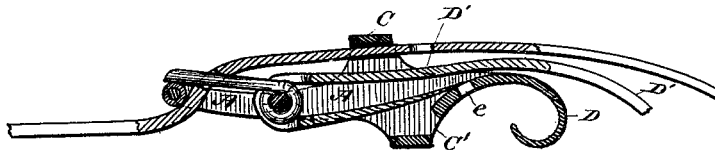



Fig. 3.



Attest:  
K. L. Perrine,  
A. M. Doug.

N. F. Revell,  
Inventor.

By: H. J. Abbott,  
Atty.

# UNITED STATES PATENT OFFICE

NATHANIEL F. REVELL, OF LE MARS, IOWA.

## IMPROVEMENT IN BUCKLES.

Specification forming part of Letters Patent No. **214,315**, dated April 15, 1879; application filed November 15, 1878.

### *To all whom it may concern:*

Be it known that I, NATHANIEL FRANCIS REVELL, of Le Mars, in the county of Plymouth and State of Iowa, have invented certain new and useful Improvements in Buckles; and I do hereby declare that the following is a full, clear, and exact description of the invention, which will enable others skilled in the art to which it appertains to make and use the same, reference being had to the accompanying drawings, and to letters of reference marked thereon, which form a part of this specification, and in which—

Figure 1 is a perspective of buckle with strap attached; Fig. 2, a longitudinal section thereof; and Fig. 3, a perspective of buckle with strap detached.

My invention has reference to buckles, and is designed to obviate the necessity of securing the buckle to the strap by stitching the latter, and also the necessity of forming loops on the leather near to the buckle by sewing; and to these ends it consists of a buckle with its sides extended, so as to form a loop or loops for the strap, also a hook at the rear end of the buckle, the whole being in one piece, all of which will be hereinafter more particularly set forth.

In the accompanying drawings, the letter A indicates the sides of the buckle, and *a* a cross-bar, to which is hinged the tongue *c*, while *c'* is the front. To the sides A of the buckle, extending from one side to the other thereof, in the rear of the cross-bar *a*, there is formed a frame, C, which constitutes a loop. A similar frame, C', extends in like manner from the lower side of the buckle, a little in the rear of loop C, although it may be just beneath the latter, and forms another loop, while back of both loops, and forming part of the buckle, extends a hook, D, which is represented as curving downwardly, and then upwardly, as seen in the drawings.

The buckle thus formed is connected to the strap in manner following: An opening or slit is made in the strap D' a little way back from the end thereof, and the strap, by means of this slit, is drawn over the tongue of the buckle, the end of the strap nearest the slit being caused to rest on the hook D, to which, if desired, it may be fastly secured

by a rivet or pin passing through it and the opening *e*, although this is not necessary, for the hook D holds up that end of the strap, as seen in Fig. 2, and when the other portion of the strap is drawn over the hook it rests on top of that end of the strap, and clasps the same.

This buckle is peculiarly adapted for use in hame-straps, breast-straps, and spread-straps, where two loops are usually required or used, and when so used the strap is drawn down over the hook D, and passed through the loop C', and then outward through the front end of the buckle, as seen in Fig. 1, where it is buckled, and the end passed through loop C. The hook D, when the buckle is used in the connection mentioned, prevents the strap from slipping forward to the cross-bar of the tongue, which, if allowed, would tend to render the connection of the strap to the buckle at that point insecure.

Instead of the hook D a bar extending from one side to the other of the buckle, back of the loops, would serve to prevent the slipping of the strap.

While it is desirable to have both loops C and C' and hook D, still loop C may be omitted, as may also hook D.

It will be seen that a buckle thus made overcomes the necessity of sewing loops in the straps, where loops are used, and also that much stitching or sewing is saved.

Having described my invention, what I claim is—

1. The within-described buckle, having its sides A extended so as to form loops C C' and hook D, substantially as set forth.

2. The sides A of the within-described buckle, extended so as to form hook D and loop C', substantially as set forth.

3. The sides A of the within-described buckle, extended so as to form loops C C', substantially as set forth.

In testimony that I claim the foregoing as my own I affix my signature in presence of two witnesses.

NATHANIEL FRANCIS REVELL.

Witnesses:

HENRY MARCH,  
J. A. THOMPSON.