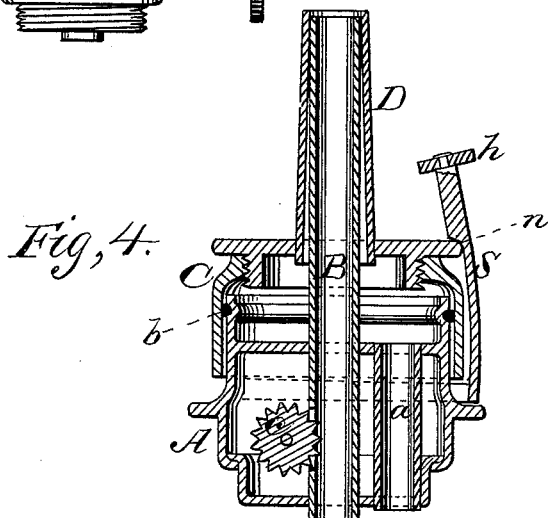
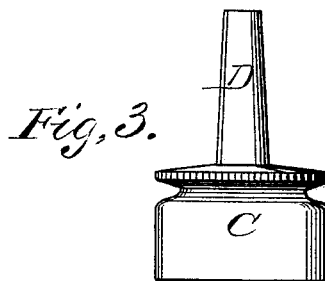
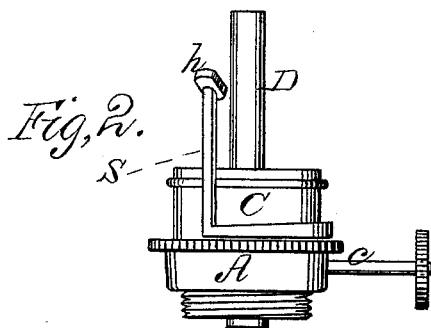
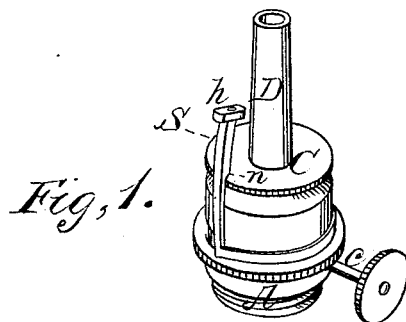


G. A. BEEMAN & H. S. RAMSEY.  
Lamp-Burner.

No. 214,353.

Patented April 15, 1879.



WITNESSES  
*Villette Anderson*  
*A. J. Masi.*

INVENTORS  
*G. A. Beeman*  
*H. S. Ramsey,*  
*by E. W. Anderson,*  
ATTORNEY

# UNITED STATES PATENT OFFICE.

GERALDO A. BEEMAN AND HALEY S. RAMSEY, OF COMANCHE, TEXAS.

## IMPROVEMENT IN LAMP-BURNERS.

Specification forming part of Letters Patent No. **214,353**, dated April 15, 1879; application filed January 18, 1879.

### *To all whom it may concern:*

Be it known that we, G. A. BEEMAN and H. S. RAMSEY, of Comanche, in the State of Texas, have invented a new and valuable Improvement in Lamp-Burners; and we do hereby declare that the following is a full, clear, and exact description of the construction and operation of the same, reference being had to the annexed drawings, making a part of this specification, and to the letters and figures of reference marked thereon.

Figure 1 of the drawings is a representation of a perspective view of my improved lamp-burner. Fig. 2 is a side view thereof. Fig. 3 is a detail view of the cap and sleeve, and Fig. 4 is a vertical central section of the burner.

This invention has relation to improvements in lamp-burners, the object of which is to prevent explosions; and the nature of the invention consists in combining with a lamp-base and a wick-tube supported thereon, the said base communicating with the oil-bowl, a cap fitting snugly over the base and a sleeve attached thereto and passing over the wick-tube, whereby, as the gas accumulates in the bowl, it will pass through the tube in the base under the cap, raising the same, causing the flame to be extinguished before the release of the explosive gases, as will be hereinafter more fully set forth.

In the annexed drawings, the letter A designates the base of a lamp-burner secured in the usual way to the oil-receptacle and provided with a wick-tube, B. Extending vertically through the base is a tube, *a*, the object of which will be hereinafter explained.

In the body of the base a horizontal recess of annular form is made, in which is seated a suitable packing-ring, *b*, that forms a gas-tight joint between the said base and a cap-valve, C, passed over it. This cap is provided with a sleeve, D, that includes the wick-tube, as shown in Fig. 4, and, when the said cap is down, terminates on a level therewith. The wick is raised by the usual appliance *c*.

As the explosive gases accumulate in the

bowl they pass up under the cap-valve C, and, a sufficient force or pressure being created, the said cap is raised, causing the sleeve to pass up over the wick-tube and extinguish the flame. The cap being raised sufficiently to cause its lower edge to clear the ring *b*, the gases escape harmlessly, the flame having been extinguished previous to said escape.

S indicates a metallic spring secured to the base below the cap-valve and extending up somewhat above the same. This spring is provided with a notch, *n*, that engages the rim of the cap and holds it in place under ordinary circumstances, and with a head, *h*, at its upper end, which checks the rising of the said cap when raised by the gases, and prevents it from being cleared from the base. By retracting this spring the cap may be readily lifted off of the base and the tube *a* utilized for replenishing the lamp.

What we claim as new, and desire to secure by Letters Patent, is—

1. The combination, in a lamp-burner, with a base, A, having a wick-tube, B, and passage *a*, of a cap, C, fitting over said base and provided with a sleeve, D, inclosing the wick-tube, substantially as specified.

2. The combination, with a lamp-burner base carrying a wick-tube and provided with an independent gas-passage, of a cap-valve fitting on said base, provided with a sleeve embracing the tube, and adapted to be raised by the pressure of the gas in the bowl, substantially as specified.

3. The combination, with the base A, having tube B and passage *a*, of a cap, C, having sleeve D, a spring, S, having notch *n* and head *h*, and secured to the base below the cap, substantially as specified.

In testimony that we claim the above we have hereunto subscribed our names in the presence of two witnesses.

G. A. BEEMAN.  
H. S. RAMSEY.

Witnesses:

JAS. J. FRANKLIN,  
GEORGE VERNON.