

G. KRAFT.
Temporary Binder for Books.

No. 214,669.

Patented April 22, 1879.

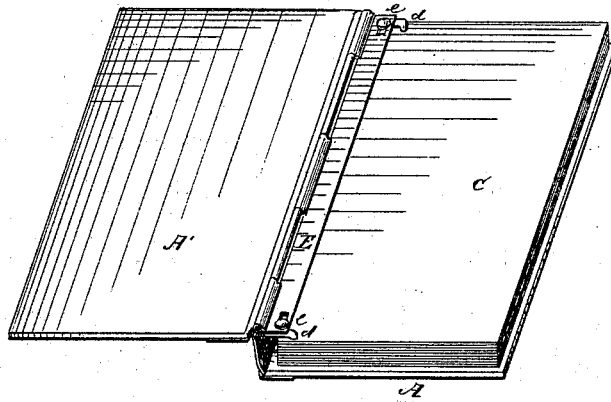


Fig. 1.

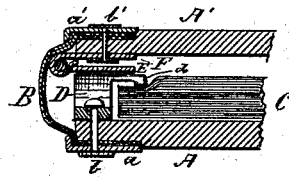


Fig. 2.

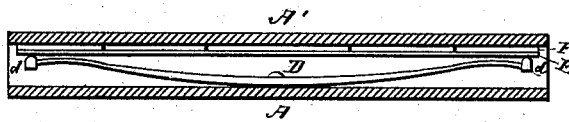


Fig. 3.

Witnesses.
Ernst. Hebrun.
Emil H. Dronmann

Inventor.
Gottlieb Kraft
By Wm H. Lotz
Attorney

UNITED STATES PATENT OFFICE.

GOTTLIEB KRAFT, OF CHICAGO, ILLINOIS, ASSIGNOR OF ONE-HALF HIS
RIGHT TO HENRY ENDERIS, OF SAME PLACE.

IMPROVEMENT IN TEMPORARY BINDERS FOR BOOKS.

Specification forming part of Letters Patent No. **214,669**, dated April 22, 1879; application filed
February 17, 1879.

To all whom it may concern:

Be it known that I, GOTTLIEB KRAFT, of Chicago, in the county of Cook and State of Illinois, have invented new and useful Improvements in Temporary Binders; and that the following is a full, clear, and exact description of the invention, which will enable those skilled in the art to make and use the same, reference being had to the accompanying drawings, forming part of this specification.

The object of my invention is to furnish an improved binder or file for magazines, papers, letters, &c., which will be simple in construction, convenient in use, not liable to get out of order, and which will confine its contents snugly and hold them securely, whether they be few or many.

My invention consists in an improved binder or file, in which the covers are united by an elastic back, so as to accommodate itself to the thickness of the contents, and in which one or more semi-elliptic springs, having rectangularly-projecting ends, will hold the edges of the several paper leaves by compression, as hereinafter fully described.

In the drawings, Figure 1 represents a perspective view of my improved binder or file opened. Fig. 2 represents a cross-section through the middle of the back, and Fig. 3 a longitudinal sectional view of the binding device in the back.

Similar letters of reference indicate corresponding parts.

A A' are the sides or cover-boards of the file, and B is the back, consisting of a flap of elastic fabric of the kind in which rubber shirrs are interwoven with fibrous material, so as to yield and accommodate itself to the variable thickness of the contents in said file. This back B is connected to the cover-boards by interposing its longitudinal edge between the edges of the boards and a metallic strip, *a a'*, united by a series of rivets, *b b'*, each strip *a a'* having a curved edge, which, as a protection, projects over the edge of the cover-board.

A semi-elliptic spring, D, is secured with its center upon the back edge of cover-board A

by one of the rivets *b*, and has forward rectangularly-projecting ends, with small sharp hooks at their bottom sides, which, by the elastic force of the spring, will press into the folded edge of the uppermost book-section, C, placed between the same and the cover-board A.

A vertically-projecting pin, *e*, at each end of the spring D is projected through a slot in plate E, and loosely secured therein by riveting; and this plate E is flexibly connected to a plate, F, by a hinge-joint, which plate F is secured under the back edge of cover-board A' by the same rivets, *b'*, which hold the metallic strip *a'*.

One or several springs, D, may be applied, according to the size of the file; and for obtaining a better hold for the lowermost leaves to be inserted, I paste a small strip of sand-paper upon the inner back edge of cover-board A.

For inserting the several paper leaves or book-sections into this file, the projecting spring ends are consecutively raised, and after the several papers have been properly placed the springs are released, when they will grasp and hold the edges of the sheets as securely as in a regularly-bound book.

The above-described temporary binding device is very simple in its construction, and cannot easily get damaged with its use, while it is very convenient for its designed purpose.

What I claim as my invention, and desire to secure by Letters Patent, is—

1. In a temporary binder or file, the combination, with a board, A, of a semi-elliptic spring, D, secured upon the edge of the board, and having inwardly-projecting ends *d*, substantially as described and shown.

2. A temporary binder consisting of boards A A', back B, semi-elliptic spring D, having projecting ends *d*, and the plates E and F, the same being constructed and arranged substantially as herein described and shown.

GOTTLIEB KRAFT.

Witnesses:

ERNST JELSEN,
EMIL H. FROMMANN.